

2020



2021 03

) (

1,087,497,465

10

1

0

..... 2

..... 5

..... 9

..... 15

..... 30

..... 43

..... 50

..... 51

..... 52

..... 61

..... 67

..... 68

..... 210

/ / /		
AVMAX		Avmax Group Inc.
		2020 1 1 2020 12 31
		2019 1 1 2019 12 31
/		
/		

			002097
			SUNWARD INTELLIGENT EQUIPMENT CO.,LTD.
			SUNWARD
			1335

	2019 6 12 2019-055

	188 35

	2020	2019		2018
	9,377,367,500.65			

--	--	--	--	--

1

2

	1,597,594,401.21			

			2,843,383.48	
	-10,463,918.57	-4,633,744.93		
			-2,023,936.02	
		3,390,984.19		
	-1,905,870.62	-1,195,070.99	-5,951,619.74	
	-51,983,849.11			
	21,590,948.82	16,803,673.32	9,860,016.39	
	596,388.95	604,668.90	3,654,450.83	
	124,264,784.68	80,700,347W*		

5

50

20

3

1.

1

2

3

2.

1

2

3

4

5

3.

1.

2.

AVMAX

AVMAX

2008

ROTAX

1.

1

2

3

4

2.

1 AVMAX

2

1

2

avmax		50.05				512.68	38.36%	

5

2019

5G

5G

5G

SA60L

100
700

50

3

3

4

18

()

1000

28

40

863

1.

2020 4 13
300

1600

40%

2.

6

20

56

90%

92%

10

KBK

MES

80%

WMS

MES/SRM/ERP

1.

1

24

400

2

3

300

4

DMS

5

2.

1

90%

2020

2

3

300

180

2

5

4

2020

1.

2020

2.

3.

2020

21

2020

+

2000

2020

2020

1 2

3

2020

2020

937,736.75

26.25%

56,492.82

12.35%

180,402.73

144.64%

2020 9 17

21

2020

1.

2020

41.60%

75.56%

59.57%

71.27%

57.19%

75.05%

3.

2020

MES WMS

SCADA

76%

2020

50%

75.6%

4.

+

200

5.

2021

5G

2020

5G

6.

11 23 CMIC2020
 SWDM550
 11 24

SWE215

5

1

2

1

	2020		2019		
	9,377,367,500.65	100%	7,427,355,609.17	100%	26.25%
	8,243,094,020.26	87.90%	5,821,434,254.19	78.38%	41.60%
	656,194,816.15	7.00%	1,175,884,492.59	15.83%	-44.20%
	478,078,664.24	5.10%	430,036,862.39	5.79%	11.17%
	4,806,155,937.59	51.25%	3,260,316,198.54	43.90%	47.41%
	2,655,784,537.62	28.32%	1,689,492,483.37	22.75%	57.19%
	418,798,565.34	4.47%			

4

5

		2020		2019		
		6,243,094,821.18	95.78%	3,994,413,664.78	94.53%	56.30%
		90,081,606.57	1.38%	82,316,558.11	1.95%	9.43%
		94,678,789.37	1.45%	75,211,161.80	1.78%	25.88%
		90,042,630.28	1.38%	73,404,783.83	1.74%	22.67%
		74,389,446.16	27.77%	172,019,535.13	28.36%	-56.76%
		52,209,229.59	19.49%	114,517,941.58	18.88%	-54.41%
		91,774,664.22	34.26%	206,532,622.39	34.05%	-55.56%
		49,503,671.76	18.48%	113,486,794.86	18.71%	-56.38%

6

12%

39%

49%

7

	627,285,024.06	582,674,446.01	7.66%	
	523,647,886.51	498,395,587.49	5.07%	
	220,119,790.21	141,746,043.23	55.29%	
	320,847,288.61	220,934,468.03	45.22%	

4

2021
2020
5G

	2020	2019	
	702	527	33.21%
	12.30%	10.62%	1.68%
	357,286,997.16	234,019,841.68	52.67%
	3.81%	3.15%	0.66%
	61,842,289.97	13,085,373.65	372.61%
	17.31%	5.59%	11.72%

5

	2020	2019	
	9,329,285,105.81	7,170,033,116.95	30.11%
	7,525,257,790.66	6,432,614,033.06	16.99%
	1,804,027,315.15	737,419,083.89	144.64%
	423,410,510.20	456,211,838.50	-7.19%

1

2020

	2020		2020			
	3,013,282,726.32	17.36%	1,350,369,062.04	8.60%	8.76%	
	3,931,003,592.51	22.65%	3,699,920,150.74	23.56%	-0.91%	
	2,481,387,649.25	14.30%	2,738,576,343.66	17.44%	-3.14%	
		0.00%		0.00%	0.00%	
	39,724,864.06	0.23%	56,694,564.01	0.36%	-0.13%	
	4,347,690,185.76	25.05%	4,436,056,145.94	28.25%	-3.20%	
	277,917,595.96	1.60%	300,751,106.00	1.92%	-0.32%	
	1,992,682,176.50	11.48%	2,615,098,079.75	16.65%	-5.17%	
	2,795,961,350.47	16.11%	1,691,556,213.79	10.77%	5.34%	

5

2

3

项 目	期末账面价值	受限原因
货币资金	703,591,332.68	保证金
在建工程	166,020,050.53	资产抵押
固定资产	2,327,544,762.18	资产抵押
合 计	3,149,269,420.24	-

1

2

3

				99,242,270.69	974,612,673.62		91.09%	0.00	0.00		2010 07 29	2010-02 8
				182,388,839.55	182,388,839.55		90.00%	0.00	0.00			
				287,116,923.80	287,116,923.80		85.00%	0.00	0.00			
	--	--	--	568,748,034.04	1,444,118,436.97	--	--	0.00	0.00	--	--	--

4

1

2

5

1

						3								
--	--	--	--	--	--	---	--	--	--	--	--	--	--	--

2020-1 23,617. 8,571.8
1-30 34 7

--	--	--	--	--	--	--	--	--	--	--	--	--	--	--

2

10%

			11000	343,030,993. 24	-6,719,734.3 3	272,329,684. 64	75,088,273.2 9	61,219,717.3 2
			10000	310,395,277. 18	250,509,150. 76	202,914,216. 70	121,330,627. 86	105,809,290. 68

		-1,011,376.11
		375,797.21
		-231,433.61
		-47,461.70
		-400,628.62
		-56,215.97
		-2,319,810.17
		0.00
		-467.09
		-1,600,999.88
		510,608.39
		-

		-
		-6351701.09
		-861,905.29
		-1,478,256.04

2016
2021
5G

2021

1.

2021

2.

4

5G

3.

4.

5.

PLM ERP MES DMS

1.

2.

1

2

1

2

3.

21

4.

1

2

1

2

3

5

1

2020 11 10						
2020 12 09						

3

[2013]43

[2014]1

75W 215h10

1

会计政策变更的内容和原因	审批程序	备注
<p>(1) 执行《企业会计准则第 14 号——收入》(2017 年修订) (以下简称“新收入准则”)</p> <p>财政部于 2017 年度修订了《企业会计准则第 14 号——收入》, 修订后的准则规定, 首次执行该</p>	<p>第七届董事会第五次会议审议通过《关于公司会计政策变更的议案》</p>	<p>本公司自 2020 年 1 月 1 日起执行新收入准则。根据准则的规定, 本公司仅对在首次执行日尚未完成的合同的累积影响数调整 2020 年年初留存收益以及财务报表其他相关项目金额, 比较财务报表不做调整。执行该准则未对公司</p>
<p>自 2020 年 1 月 1 日起执行《企业会计准则第 14 号——收入》, 自 2020 年 1 月 1 日起执行《企</p> <p>发生的相关租金减订进行调整。</p>		<p>不适用</p>

12%
39%
49%

	103
	7
	1 1

1	2018 12 28	2018		2019 1 15		
3,204	2019			37.1		
24			1,571.45			
2	2020 4 28					
		5,000	10,000	9.31 /	2020	1,147.14
		7.93 /	9,103.17			

1

2

3

4

5

1

1

2

3



2

1

[Redacted]								
[Redacted]	[Redacted]	[Redacted]	[Redacted]	[Redacted]	[Redacted]	[Redacted]	[Redacted]	[Redacted]
		650,000		551,560.55		AVCS+		

60,000

0



3

1

2

4

5

1

2020

(1) :

(2) :

13

7

+

(3) :

(4) : ISO14001 2015

(5) :

2

1

2

1

1 2020 20 40 15

2 1

3 1

2 2020 8 31.2

3 2020

4 2020 30

3



--	--	--

4

3

	PH		1	B6	6-9	GB8978-1996	0.819t/		
	COD		1	B6	500 mg/L	GB8978-1996	13.607t/	61.286	
	SS		1	B6	400 mg/L	GB8978-1996	2.892t/		
	BOD5		1	B6	300 mg/L	GB8978-1996	3.899t/		
	NH3-N		1	B6	45mg/L	GB/T31962-2015	1.639t/	3.506	
	NOx	+ 15	7	C K	400mg/m3	GB13271-2014	0.588 t/	0.77	

	SO2	+ 15	7	C K	400mg/m3	GB13271 -2014	0.628 t/	1.2	
		+ 15	14	C K	80 mg/m3	GB13271 -2014	2.256 t/		
	VOCS	+ 15	+ 18	A K	80 mg/m3	-	19.167t/		
		+ 15	+ 18	A K	40 mg/m3	-	1.433t/		

DB/431356-2017 1

VOCs

DB/431356-2017 1

1

	180,014,503	16.55%				-15,444,500	-15,444,500	164,570,003	15.13%
1									
2									
3	180,014,503	16.55%				-15,444,500	-15,444,500	164,570,003	15.13%
	180,014,503	16.55%				-15,444,500	-15,444,500	164,570,003	15.13%
4									
	907,722,962	83.45%				15,204,500	15,204,500	922,927,462	84.87%
1	907,722,962	83.45%				15,204,500	15,204,500	922,927,462	
2									
3									
4									
	1,087,737,465	100.00%				-240,000	-240,000	1,087,497,465	100.00%

2020 1,147.14 7.93 / 9,103.17

2

	147,241,031	60,148,693	60,148,693	147,241,031		2020-10-20
	1,215,000	120,000	120,000	1,215,000		2020-6-22
	240,000	60,000	120,000	180,000		2020-6-22
	240,000	60,000	120,000	180,000		2020-6-22
	240,000	60,000	120,000	180,000		2020-6-22
	240,000	60,000	120,000	180,000		2020-6-22
	240,000	60,000	120,000	180,000		2020-6-22
	240,000	60,000	120,000	180,000		2020-6-22

	120,000	30,000	60,000	90,000		2020-6-22
	29,869,000		15,174,500	14,814,500		2020-6-22
	179,885,031	60,658,693	76,223,193	164,440,531	--	--

1

2

2018 24 1,087,737,465
1,087,497,465

3

1

	78,225		78,128		0		0
			8			8	
		5%		10			
		13.94%	151,593,848				

		13.54%	147,241,031		147,241,031			103,703,098
		10.90%	118,554,614	54374874				
		1.71%	18,639,477					
		1.05%	11,471,401	11,471,401				
		0.85%	9,288,900					
		0.48%	5,172,120					5,157,904
		0.46%	5,021,588	1 025 272				
		0.46%	4,948,635					
		0.42%	4,615,230	940 000	500,000			
10 3								
	99.92%							
10								
					151,593,848			151,593,848
					118,554,614			118,554,614
					18,639,477			18,639,477
					11,471,401			11,471,401
					9,288,900			9,288,900
					5,172,120			5,172,120
					5,021,588			5,021,588
					4,948,635			4,948,635

		4,416,181		4,416,181
		4,115,230		4,115,230
10	10		10	99.92%
10			4	

10

10

10

10

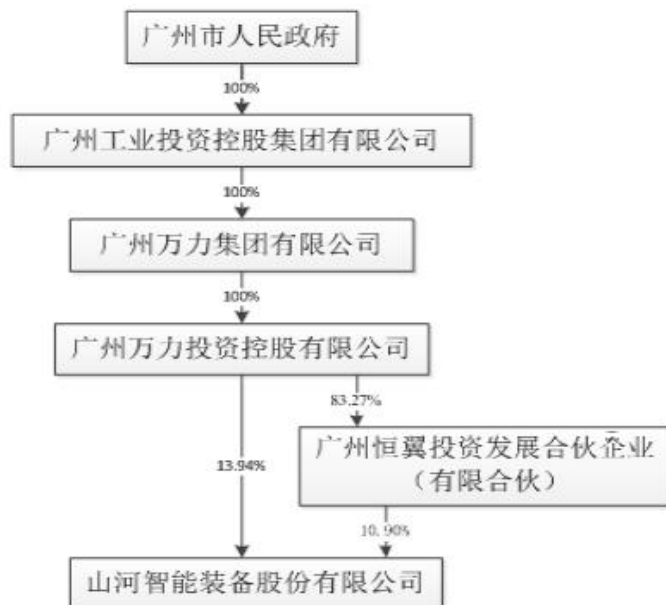
2

	/			
		2017 04 10	91440101MA59LBWQ5 D	; ; ; ; ; ; ;

3

10%

	/			
		1978 05 26	914401011904604026	;



4 10%

5

				75	2019 05 28	2022 05 27	196,321,3 75		49,080,34 4		147,241,0 31
				49	2019 05 28	2022 05 27					
				53	2019 05 28	2022 05 27	240,000				240,000
				33	2019 05 28	2022 05 27					
				56	2019 05 28	2022 05 27					
				38	2019 05 28	2022 05 27					
				61	2019 05 28	2022 05 27					
				58	2019 05 28	2022 05 27					
				49	2019 05 28	2022 05 27					
					2019 63 05 28	2022 05 27	172,630		-43,100		

					05 28	05 27					
					2019 52 05 28	2022 05 27	120,000		-30,000		90,000
					2019 59 05 28	2022 05 27	240,000				240,000
					2019 44 05 28	2022 05 27	240,000				240,000
					2019 56 05 28	2022 05 27	1,620,000				1,620,000
					2019 45 05 28	2022 05 27	240,000				240,000
					2019 42 05 28	2022 05 27	240,000				240,000
					2019 45 05 28	2022 05 27					

1972 7

/

/

/

1968 5

AVMAX GROUP INC.

1988 2

1965 6

1983 11

1960 6

1963 10

MBA

/

MBA

/

1972 11

1958 12

1972 10

/

/

/

/

1969 8

1962 12

1965 10

1977 11

1976 2

1999 8

1979 4

1976 11

1977 7

--	--	--	--	--	--

1664.69

			75		247.57	
			49		143.75	
			53		176.57	
			33		87	
			56		0	
			38		0	
			61		10	
			58		10	
			49		10	
			63		73	
			49		0	
			52		59.38	
			59		141.56	
			44		96.84	
			56		151.98	
			45		142.53	
			42		189.46	
			45		0	
			44		125.05	
	--	--	--	--	1,664.69	--

3

4

6

7

()

[2011]30

1

2019			2020 04 15	2020 04 16	2020-016
2020			2020 08 26	2020 08 27	2020-054
2020			2020 11 16	2020 11 17	2020-078

2


1

			5	5
1.	3	1		
2.				
		2019		
1.	3	2	1	
2.				
		2018		
1.	3	2	1	
2.				
		2020		
1.	3	2	1	
2.				

1

2

	2021 03 23	
	2020	
	www.cninfo.com.cn	
	100.00%	
	100.00%	
	1	1
	2	
	3	2



www.cninfo.com.cn

2020

	2021 03 21
	CAC [2021]0081

CAC [2021]0081

2020 12 31

2020

2020 12 31

2020

1

2020 12 31

448,349.55

55,248.70

2

1

2

3

4

4

5

()

6

1

2020 12 31

	2020 12 31	2019 12 31
	3,013,282,726.32	1,350,369,062.04
	262,375,606.92	257,111,576.60
	3,931,003,592.51	3,699,920,150.74



	6,197,891,779.88	6,328,724,911.39
	17,358,380,269.93	15,702,945,442.80

	59,084,387.91	73,240,458.78
	320,000.00	320,000.00
	56,356,445.01	55,347,036.80
	399,965,994.89	431,396,943.38
	173,009,496.25	196,449,914.08
	3,484,697,674.53	2,448,310,566.83
	11,917,392,127.40	10,654,926,714.89
	1,087,497,465.00	1,087,737,465.00
	2,358,060,192.42	2,325,334,521.65
	134,532,063.13	94,056,930.00
	-64,580,023.96	67,493,730.20
	53,121,339.32	38,970,529.45
	219,380,786.24	180,337,949.65
	1,786,508,946.60	1,369,397,296.00
	5,305,456,642.49	4,975,214,561.95
	135,531,500.04	72,804,165.96
	5,440,988,142.53	5,048,018,727.91
	17,358,380,269.93	15,702,945,442.80

2

	2020 12 31	2019 12 31
	2,536,628,611.49	1,061,246,668.57
	198,565,081.86	246,342,592.94

	3,243,398,212.90	2,967,433,671.31
	356,693,139.92	221,666,982.54
	534,813,716.48	634,791,459.59
	1,501,094,067.24	1,832,879,167.52
	11,992,177.79	23,640,526.58
	8,383,185,007.68	6,988,001,069.05
	118,042,718.32	17,058,331.00
	3,210,916,605.77	3,096,182,316.81
	1,527,047,651.31	1,326,930,821.29
	264,204,509.59	300,324,717.02
	551,542,724.18	459,864,443.02
	68,058,401.16	53,043,248.42
	17,028,808.73	8,513,843.72
	59,495,216.19	56,683,839.76
	20,751,289.00	
	5,837,087,924.25	5,318,601,561.04
	14,220,272,931.93	12,306,602,630.09

	1,925,000,000.00	1,941,611,969.80
	1,870,520,262.89	1,473,253,713.98
	2,512,352,870.91	1,972,554,965.80
		39,498,386.97
	168,299,970.49	
	78,351,492.52	54,603,409.03
	28,270,623.87	9,869,182.54
	463,996,207.45	311,542,584.81
	8,584,912.75	10,983,214.34
	94,000,000.00	736,000,000.00
	7,140,791,428.13	6,538,934,212.93
	1,781,597,033.54	755,924,306.54
	320,000.00	320,000.00
	31,615,477.04	28,499,883.36
	24,046,227.81	16,022,253.67
	1,837,578,738.39	800,766,443.57
	8,978,370,166.52	7,339,700,656.50
	1,087,497,465.00	1,087,737,465.00

	134,938,986.87	148,651,512.37
	76,173,447.76	89,916,947.34
	-54,324,493.28	-5,039,697.58
	-3,280,946.45	-5,039,697.58
-		
-	-198,554,476.73	-189,093,950.54
-	-115,421,930.75	-32,005,383.69
-	134,343,353.30	16,457,568.64

1.		
2.		
3.		
4.		
5.		
	-132,073,754.16	44,223,216.49
1.		
2.		
3.		
4.		
5.		
6.	-132,073,754.16	44,223,216.49
7.		
	444,802,641.09	561,556,504.96
	432,854,479.53	547,057,568.40
	11,948,161.56	14,498,936.56
	0.5256	0.4731
	0.5194	0.4695
	0.00	0.00

4



	390,428,365.89	177,523,946.35
	390,428,365.89	177,523,946.35
1.		
2.		
3.		
4.		
5.		
1.		
2.		
3.		
4.		
5.		
6.		
7.		

	2020	2019

	424,804,727.63	3,963,838.50
	-2,683,548.43	
		452,248,000.00
	423,410,510.20	456,211,838.50
	511,698,372.92	327,595,160.01
	48,954,251.83	390,000.00
	-504,451.87	407,095,788.99
	109,667,403.52	5,100,400.00
	669,815,576.40	740,181,349.00
	-246,405,066.20	-283,969,510.50
	40,158,951.83	99,020,032.00
	5,178,123,627.12	4,149,816,419.01
	178,436,415.53	25,076,278.00
	5,396,718,994.48	4,273,912,729.01
	4,969,813,470.51	3,575,817,353.82
	384,765,823.48	403,321,229.13
	261,569,518.58	604,956,649.35
	5,616,148,812.57	4,584,095,232.30
	-219,429,818.09	-310,182,503.29
	-21,203,609.88	1,256,007.29
	1,316,988,820.98	144,523,077.39
	992,702,572.66	848,179,495.27
	2,309,691,393.64	992,702,572.66

6

	2020	2019
	7,640,187,605.02	4,418,380,261.59
	38,306,862.75	70,980,123.96
	139,981,970.32	1,026,056,708.16
	7,818,476,438.09	5,515,417,093.71
	5,110,565,685.55	4,379,075,650.06
	549,931,261.77	363,671,411.58
	237,717,096.89	157,139,809.58
	403,072,959.09	376,242,484.12
	6,301,287,003.30	5,276,129,355.34
	1,517,189,434.79	239,287,738.37
	3,290,273.41	2,139,710.13
	302,342,872.25	3,234,947.00
		452,248,000.00
	305,633,145.66	457,622,657.13
	329,841,700.57	295,914,064.45
	184,837,000.00	47,754,940.00
		387,306,795.78
	104,316,925.00	
	618,995,625.57	730,975,800.23
	-313,362,479.91	-273,353,143.10
	-602,700.00	94,094,032.00
	4,648,477,283.44	3,567,318,200.00


	4,647,874,583.44	3,661,412,232.00
	4,183,553,148.14	2,774,103,972.73
	292,279,822.36	264,213,089.80
	232,889,567.30	570,856,649.35
	4,708,722,537.80	3,609,173,711.88
	-60,847,954.36	52,238,520.12
	-5,897,403.20	-261,224.77
	1,137,081,597.32	17,911,890.62
	706,880,179.19	688,968,288.57
	1,843,961,776.51	706,880,179.19

7

	2020			

	0													
	-240,000.00			32,725,670.77	40,475,133.13	-132,073,754.16	14,150,809.87	39,042,836.59		417,111,650.60		330,242,080.54	62,727,334.08	392,969,414.62
						-132,073,754.16				564,928,233.69		432,854,479.53	11,948,161.56	444,802,641.09
	-240,000.00			32,725,670.77	40,475,133.13							-7,989,462.36	52,189,289.70	44,199,827.34
1	-240,000.00			-448,800.00								-688,800.00	52,060,586.18	51,371,786.18
2														
3				33,174,470.77	40,475,133.13							-7,300,662.36		-7,300,662.36
4													128,703.52	128,703.52
								39,042,836.59		-147,816,583.09		-108,773,746.50	-1,410,117.18	-110,183,863.68
1								39,042,836.59		-39,042,836.59				
2														
3										-108,773,746.50		-108,773,746.50	-1,410,117.18	-110,183,863.68
4														

3															
4															
5															



	1,056,068,465.00			2,356,837,298.23		23,270,513.71	26,537,870.65	162,585,555.01		993,126,185.23		4,618,425,887.83	318,466,485.33	4,936,892,373.16	
	31,669,000.00			-31,502,776.58	94,056,930.00	44,223,216.49	12,432,658.80	17,752,394.64		376,271,110.77		356,788,674.12	-245,662,319.37	111,126,354.75	

	1,087,737,465.00				2,715,156,117.95	94,056,930.00		19,060,632.25	180,337,949.65	1,058,666,738.74		4,966,901,973.59

1												
2												
3												
4												
5												
6												
								1,335,634.79				1,335,634.79
1								7,886,203.89				7,886,203.89
2								6,550,569.10				6,550,569.10
	1,087,497,465.00				2,747,881,788.72	134,532,063.13		20,396,267.04	219,380,786.24	1,301,278,521.54		5,241,902,765.41

	2019											
	1,056,068,465.00				2,604,330,466.74			15,124,533.41	162,585,555.01	1,007,706,033.53		4,845,815,053.69

	1,056,068.46 5.00				2,604,330.466 74			15,124,533.41	162,585,555.01	1,007,706,033.53		4,845,815,053.69
	31,669,000.00				110,825,651.21	94,056,930.00		3,936,098.84	17,752,394.64	50,960,705.21		121,086,919.90
										177,523,946.35		177,523,946.35
	31,669,000.00				110,825,651.21	94,056,930.00						48,437,721.21
1	31,669,000.00				62,425,030.00							94,094,030.00
2												
3					48,400,621.21	94,056,930.00						-45,656,308.79
4												
									17,752,394.64	-126,563,241.14		-108,810,846.50
1									17,752,394.64	-17,752,394.64		
2										-108,810,846.50		-108,810,846.50
3												
1												
2												
3												

4												
5												
6												
								3,936,098				3,936,098.8
								.84				4
1								6,259,185				6,259,185.6
								.60				0
2								2,323,086				2,323,086.7
								.76				6

2006 6 6	2006 3 30	10 5	9,937.5	2006 12
	3,320		13,257.50	
2007	10 8	10 2	26,515	
	2008 1 15	915	27,430	
2010	274,300,000	10 2	54,860,000	
10 3	82,290,000		9,000,000	420,450,000
2011 12		1,000,000	421,450,000	
2012 3 23	2011	A		
	19		1,000	
411,450,000				
2014		2014 12		3
	9,210	503,550,000		
2015 5 22		503,550,000		10 5 2015
12 31	755,325,000			
2017		[2017]922		8
	300,743,465	1,056,068,465		
2019		2018		548
	32,040,000.00			

	99.00	99.00
	100.00	100.00
	85.00	85.00
	65.00	65.00
	100.00	100.00
	100.00	100.00
	66.00	66.00
	51.00	51.00
	100.00	100.00
	60.00	60.00
	51.00	51.00
	49.00	49.00

2

1

15

2014

2

12

1

2

1 1 12 31

3

12

4

5

1

2

12

6

1

2

3

4

10

1

1

2

3

2

1

2

3

4

5

6

3

1

2

1

2

4

5

6

12

30

7

11

12

12

1

2

项目	确定组合的依据
组合1（账龄组合）	除单项计提及组合2和组合3之外的应收款项
组合2（信用风险极低金融资产组合）	应收政府部门款项
组合3（合并范围内关联方组合）	合并范围内且无明显减值迹象的应收关联方的款项

项目	计提方法
组合1（账龄组合）	预期信用损失
组合2（信用风险极低金融资产组合）	预期信用损失
组合3（合并范围内关联方组合）	预期信用损失

1

账龄	应收账款坏账准备计提比例 (%)
1年以内（含1年）	2
1-2年（含2年）	6
2-3年（含3年）	15
3-4年（含4年）	40
4-5年（含5年）	70
5年以上	100

2 0%

3

0

3

13

14

项目	确定组合的依据
组合1（押金、保证金组合）	日常经常活动中应收取的各类押金、代垫款、质保金等应收款项。
组合2（信用风险极低金融资产组合）	应收政府部门款项
组合3（合并范围内关联方组合）	合并范围内且无明显减值迹象的应收关联方的款项
组合4（其他应收暂付款项）	除以上外的其他应收暂付款项

项目	计提方法
组合1（押金、保证金组合）	预期信用损失
组合2（信用风险极低金融资产组合）	预期信用损失
组合3（合并范围内关联方组合）	预期信用损失
组合4（其他应收暂付款项）	预期信用损失

1 2

3

0

4

15

1

2

3

4

16

1

2

1

2

17

1

2

3

18

1

1

2

2

19

20

21

22

1

2

1

/

/

2

22

3

1

22

22

22

22

2

23

24

1

2

		20	3%	4.85%
		30	3%-5%	3.17%-3.23%
		8-10	3%-5%	9.70%-9.50%
		5-6	3%-5%	15.83%-19.40%
		4-5	3%-5%	19.00%-24.25%

3

25

1

2

26

1

1

2

3

2

3

3

4

27

28

29

30

1

1

2

2

项目	预计使用寿命(年)	依据
土地使用权	按土地权证规定使用年限	权证
专利权	专利规定年限	

3

1

2

3

4

2

1

2

3

4

5

31

32

1

2

3

项目	摊销年限	依据
借款律师费	借款期限	合同

33

34

1

2

1

2

3

1

2

4

1

2

3

35

36

1

1

2

3

2

37

1

1

2

2

3

1

2

38

1

1

2

2

39

1

1

2

3

1

2

3

4

5

2

1

2

40

1

1

2

2

3

4

41

/

42

1

1

2

2

1

2

43

2004 2

2010 23

44

1

1 2017	14	2020 1 1

		2020
2017 14		
2	13	
2019 12 10 13 2019 21 2020 1 1		
3 2020 6 19 2020 10 2020 6 19 2020 1 1		

2

3 2020

	2019 12 31	2020 01 01	
	1,350,369,062.04	1,350,369,062.04	

	257,111,576.60	257,111,576.60	
	3,699,920,150.74	3,699,920,150.74	
	290,165,152.20	290,165,152.20	
	574,823,298.49	574,823,298.49	
	2,769,929,374.31	2,738,576,343.66	-31,353,030.65
		31,353,030.65	31,353,030.65
	389,365,235.84	389,365,235.84	
	42,536,681.19	42,536,681.19	
	9,374,220,531.41	9,374,220,531.41	

	53,043,248.42	53,043,248.42	
	69,925,540.62	69,925,540.62	
	35,282,992.07	35,282,992.07	
	154,068,788.55	154,068,788.55	
	669,290.51	669,290.51	
	6,328,724,911.39	6,328,724,911.39	
	15,702,945,442.80	15,702,945,442.80	
	2,615,098,079.75	2,615,098,079.75	
	1,483,453,713.98	1,483,453,713.98	
	1,622,380,544.45	1,622,380,544.45	
	293,707,433.99		-293,707,433.99
		293,707,433.99	293,707,433.99
	88,689,538.34	88,689,538.34	
	76,707,092.34	76,707,092.34	
	339,834,543.59	339,834,543.59	
	10,983,214.34	10,983,214.34	
	1,686,745,201.62	1,686,745,201.62	
	8,206,616,148.06	8,206,616,148.06	

	1,691,556,213.79	1,691,556,213.79	
	73,240,458.78	73,240,458.78	
	320,000.00	320,000.00	
	55,347,036.80	55,347,036.80	
	431,396,943.38	431,396,943.38	
	196,449,914.08	196,449,914.08	
	2,448,310,566.83	2,448,310,566.83	
	10,654,926,714.89	10,654,926,714.89	
	1,087,737,465.00	1,087,737,465.00	
	2,325,334,521.65	2,325,334,521.65	
	94,056,930.00	94,056,930.00	
	67,493,730.20	67,493,730.20	
	38,970,529.45	38,970,529.45	
	180,337,949.65	180,337,949.65	

	1,061,246,668.57	1,061,246,668.57	
	246,342,592.94	246,342,592.94	
	2,967,433,671.31	2,967,433,671.31	
	221,666,982.54	221,666,982.54	
	634,791,459.59	634,791,459.59	
	1,832,879,167.52	1,832,879,167.52	
	23,640,526.58	23,640,526.58	
	6,988,001,069.05	6,988,001,069.05	
	17,058,331.00	17,058,331.00	
	3,096,182,316.81	3,096,182,316.81	
	1,326,930,821.29	1,326,930,821.29	
	300,324,717.02	300,324,717.02	
,330			

	8,513,843.72	8,513,843.72	
	56,683,839.76	56,683,839.76	
	5,318,601,561.04	5,318,601,561.04	
	12,306,602,630.09	12,306,602,630.09	
	1,941,611,969.80	1,941,611,969.80	
	1,473,253,713.98	1,473,253,713.98	
	1,972,554,965.80	1,972,554,965.80	
	39,498,386.97		-39,498,386.97
		39,498,386.97	39,498,386.97
	54,603,409.03	54,603,409.03	
	9,869,182.54		
	311,542,584.81	311,542,584.81	

	800,766,443.57	800,766,443.57	
	7,339,700,656.50	7,339,700,656.50	
	1,087,737,465.00	1,087,737,465.00	
	2,715,156,117.95	2,715,156,117.95	
	94,056,930.00	94,056,930.00	
	19,060,632.25	19,060,632.25	
	180,337,949.65	180,337,949.65	
	1,058,666,738.74	1,058,666,738.74	
	4,966,901,973.59	4,966,901,973.59	
	12,306,602,630.09	12,306,602,630.09	

4 2020

45

1

/	21% 13% 10% 9% 3% 0% 6%	
		7% 5%
		0% 5% 15% 20% 22% 23% 25%
		3%

		2%
--	--	----

	15%
	15%
	15%
	15%
	15%
	23%
	0%
	20%
	5%
	25%
	22%
	20%
	20%-30%

2

2020 9 11

GR202043001982,

2008

[2008]

985

15%

公司名称	所得税率	高新技术企业证书号	优惠期间	优惠原因

3

1

	149,031.05	167,749.96
	2,160,379,363.88	864,828,500.21
	852,754,331.39	485,372,811.87
	3,013,282,726.32	1,350,369,062.04
	195,207,015.48	144,674,513.58
	703,591,332.68	357,799,424.17

2

3



3

--	--

4

	1,129,892,956.41	
	1,129,892,956.41	

5

--	--

6

--	--

--	--	--	--	--	--

5

1

	1,436,87	32.05%	402,764,	28.03%	1,034,107	1,320,808	31.41%	370,368,0	28.04%	950,440,40

	1,891.91		257.40		,634.51	,451.33		45.16		6.17
	3,046,618,662.11	68.56%	149,722,704.11	4.91%	2,896,895,958.00	2,884,273,663.04	68.59%	134,793,918.47	4.67%	2,749,479,744.57
	4,483,490,554.02	100.00%	552,486,961.51	12.32%	3,931,003,592.51	4,205,082,114.37	100.00%	505,161,963.63	12.01%	3,699,920,150.74

	94,904,256.50	37,962,822.08	40.00%
	78,915,019.52	75,146,483.79	95.22%
	55,463,508.02	11,092,701.60	20.00%

2	3	56,741,120.99	8,511,168.15	15.00%
3	4	58,367,825.60	23,347,130.24	40.00%
4	5	5,425,922.85	3,798,146.00	70.00%
5		39,264,176.92	39,264,176.92	100.00%
		3,046,618,662.11	149,722,704.11	--

1	1	3,132,126,394.23
1	2	718,314,595.34
2	3	241,816,148.92
3		391,233,415.53
3	4	241,344,347.98
4	5	37,645,886.27
5		112,243,181.28
		4,483,490,554.02

2

	505,161,963.63	158,084,286.67	2,790,910.29	105,581,680.47	-7,968,518.61	552,486,961.51
	505,161,963.63	158,084,286.67	2,790,910.29	105,581,680.47	-7,968,518.61	552,486,961.51

--	--	--

1	2,150,000.00	
	2,150,000.00	--

3

	105,581,680.47

		5,144,512.00			
		4,392,814.92			
		3,880,124.52			
		3,682,550.64			
		2,616,937.00			
	--	19,716,939.08	--	--	--

4

	254,916,883.45	5.69%	5,098,337.67
	233,562,122.86	5.21%	23,356,212.29
	187,149,158.13	4.17%	11,228,949.49
	126,969,283.58	2.83%	4,189,023.84
	123,892,382.55	2.76%	7,332,022.95
	926,489,830.57	20.66%	

5

资产转移方式	终止确认金额	终止确认利得或损失
资产证券化	735,225,685.83	-51,983,849.11
合计	735,225,685.83	-51,983,849.11

6

5%(5%)

6

--	--	--

7

1

1	371,880,539.17	95.86%	227,842,748.39	78.52%
1 2	10,794,390.12	2.78%	23,321,039.52	8.04%
2 3	5,284,327.76	1.36%	39,001,364.29	13.44%
	387,959,257.05	--	290,165,152.20	--

1

2

单位名称	金额	占预付款项总额比例 (%)
第一名	60,153,121.18	15.51
第二名	18,920,354.96	4.88
第三名	13,000,000.00	3.35
第四名	11,148,000.00	2.87
第五名	10,659,064.60	2.75
合计	113,880,540.74	29.36

5% (5%)

8

	541,102,890.70	574,823,298.49
	541,102,890.70	574,823,298.49

1

1

--	--	--

2

--	--	--	--	--

3

2

1

()		
-----	--	--

2 1

()				
-----	--	--	--	--

3

3

1

	429,234,975.98	376,493,223.43
	116,942,401.21	168,988,872.69
	12,042,408.17	35,494,976.68
	13,943,927.33	13,782,242.58
	28,075,795.81	5,952,052.54
	42,931.40	20,041,482.49
	600,282,439.90	620,752,850.41

2

	12	()	()	
2020 1 1	474,027.51	38,941,315.36	6,514,164.05	45,929,506.92
2020 1 1				
	1,764,093.22	14,858,609.38	9,781,938.18	26,404,640.78
		160,000.00		160,000.00
		5,412,040.18		5,412,040.18

			-7,902,558.32		-7,902,558.32	
2020	12	31	2,238,120.73	40,645,326.24	16,296,102.23	59,179,549.20

1		1				393,227,767.83
1		2				47,263,074.34
2		3				103,060,495.18
3						56,731,102.55
3		4				37,465,822.61
4		5				10,194,180.46
5						9,071,099.48
						600,282,439.90

3

	45,929,506.92	26,404,640.78	160,000.00	5,412,040.18	-7,902,558.32	59,179,549.20
	45,929,506.92	26,404,640.78	160,000.00	5,412,040.18	-7,902,558.32	59,179,549.20

--	--	--

4

	5,412,040.28

--	--	--	--	--	--

		2,442,176.35			
	--	2,442,176.35	--	--	--

5

		150,840,153.58	1	25.13%	3,016,803.07
		53,522,798.80	2-3	8.92%	8,028,419.82
		46,980,000.00	1	7.83%	939,600.00
		38,200,333.66	1-2	6.36%	2,292,020.02
		26,752,090.00	2-3	4.46%	4,012,813.50
	--	316,295,376.04	--	52.69%	18,289,656.41

6

--	--	--	--	--

7

8

5%(5%)

9

1

--	--	--

	890,603,168.52	95,979,407.88	794,623,760.64	1,086,878,864.71	90,901,485.86	995,977,378.85
	295,023,873.90		295,023,873.90	423,909,120.19	898,446.77	423,010,673.42
	1,182,626,864.33	29,709,007.05	1,152,917,857.28	1,210,143,592.80	27,195,525.26	1,182,948,067.54
	19,638,889.83	40,153.24	19,598,736.59	18,205,984.52		18,205,984.52
	130,989,713.93		130,989,713.93	81,698,499.38		81,698,499.38
	88,233,706.91		88,233,706.91	36,735,739.95		36,735,739.95
	2,607,116,217.42	125,728,568.17	2,481,387,649.25	2,857,571,801.55	118,995,457.89	2,738,576,343.66

2

	90,901,485.86	31,155,236.60		26,077,314.58	95,979,407.88
	898,446.77			898,446.77	
	27,195,525.26	18,034,914.02		15,521,432.23	29,709,007.05
		40,153.24			40,153.24
	118,995,457.89	49,230,303.86		42,497,193.58	125,728,568.17

项目	计提存货跌价准备的依据	本期转回存货跌价准备的原因	本期转销存货跌价准备的原因
原材料	可变现净值低于账面价值		销售转销
库存商品	以该存货的估计售价减去估计的销售费用和相关税费后的金额确定其可变现净值		销售转销
在产品	以所生产的产成品的估计售价减去至完工时估计将要发生的成本、估计的销售费用和相关税费后的金额确定其可变现净值		

3

4

10

	35,111,922.77	667,619.50	34,444,303.27	31,353,030.65		31,353,030.65
	35,111,922.77	667,619.50	34,444,303.27	31,353,030.65		31,353,030.65

	34,444,303.27	
	34,444,303.27	

			/	
	667,619.50			
	667,619.50			--

11

--	--	--	--	--	--	--

12

	472,014,589.20	389,365,235.84
	472,014,589.20	389,365,235.84

/

13

	32,186,761.41	13,333,081.57
	4,557,978.04	29,203,599.62
	173,135.38	
	36,917,874.83	42,536,681.19

14

	12	()	()	
2020 1 1				

15

--	--	--	--	--	--	--

		12	()	()
2020	1	1	7,859,175.20	7,859,175.20
2020	1	1		
			13,633,000.06	13,633,000.06
			-1,012,487.03	-1,012,487.03
2020	12	31	20,479,688.21	20,479,688.21

2

3

17

	()									()	
	6,083,499.41			-716,357.65						5,367,141.76	
	6,083,499.41			-716,357.65						5,367,141.76	
	14,426,292.04			-1,255,985.92						13,170,306.12	

	20,837,50 6.79			349,909.3 9						21,187,41 6.18	
	8,593,834 .14			-1,324,59 4.13					7,269,240 .01	0.00	
	6,753,431 .63			-333,918. 14					6,419,513 .49		
	50,611,06 4.60			-2,564,58 8.80					13,688,75 3.50	34,357,72 2.30	
	56,694,56 4.01			-3,280,94 6.45					13,688,75 3.50	39,724,86 4.06	

18

Propworks Propeller Systems	514,655.92	550,254.61
	180,000.00	180,000.00
	2,000,000.00	
	600,000.00	210,000.00
	3,294,655.92	940,254.61

Propworks Propeller Systems						

--	--	--	--	--	--	--

19

--	--	--

20

1

2

3

--	--	--

21

	4,347,690,185.76	4,436,056,145.94
	4,347,690,185.76	4,436,056,145.94

1

1.	1,500,064,934.11	695,330,213.60	85,509,924.49	59,043,006.02	3,074,872,615.29		5,414,820,693.51
2.	342,832,224.68	150,779,393.28	-5,716,901.26	14,772,339.83	279,831,362.89	34,576,182.37	817,074,601.79

1	232,510.64	104,087,092.16	20,067,137.34	18,589,891.01	279,983,064.87	4,027,569.52	426,987,265.54
---	------------	----------------	---------------	---------------	----------------	--------------	----------------

4.		1,088,698.51	41,709.40				1,130,407.91
1.	1,439,136,970. 91	381,648,687.08	47,389,418.71	32,770,857.80	2,431,395,194. 43	15,349,056.83	4,347,690,185. 76
2.	1,280,169,416. 60	332,116,336.53	50,990,529.77	22,853,104.28	2,749,926,758. 76		4,436,056,145. 94

2

--	--	--	--	--	--

3

		1,041,470.61	425,701.18	615,769.43

4

	1,828,513,549.78
	27,332,153.81
	34,552,329.94

5

--	--	--

315,507,749.86

6

--	--	--

2,327,544,762.18

22

	277,917,595.96	300,751,106.00
	277,917,595.96	300,751,106.00

1

	166,020,050.53		166,020,050.53	66,777,779.84		66,777,779.84

564,852,474.33	60,837,572.88	1,336,756.50	33,030,197.08	660,057,000.79
128,735,788.23	32,966,677.63	400,000.00	5,165,975.10	167,268,440.96
108,524,000.00	14,324,323.76	400,000.00	5,165,975.10	128,414,298.86
	18,642,353.87			18,642,353.87
20,211,788.23				20,211,788.23
39,866,342.00			338,907.30	40,205,249.30
39,866,342.00			338,907.30	40,205,249.30
-115,348.29			-267,827.24	-383,175.53
653,606,572.27	93,804,250.51	1,736,756.50	37,589,437.64	786,737,016.92
70,070,375.94	45,302,839.79			

3.	12,634,756.20	25,149.35		338,907.30	12,998,812.85
1	12,634,756.20	25,149.35		338,907.30	12,998,812.85
	220,371.03			-206,478.42	13,892.61
4.	68,672,034.67	48,924,683.70	1,336,756.50	22,954,668.74	141,888,143.61

	53,043,248.4	357,286,997.			18,642,353.8	320,847,288.		70,840,603.1
	2	16			7	61		0

28

1

	2,532,675.23					2,532,675.23
	3,294,458.27					3,294,458.27
Avmax	65,102,928.38					65,102,928.38
	4,822,612.24					4,822,612.24
	75,752,674.12					75,752,674.12

2

	2,532,675.23					2,532,675.23
	3,294,458.27					3,294,458.27
Avmax		65,102,928.38				65,102,928.38
	5,827,133.50	65,102,928.38				70,930,061.88

被投资单位名称或形成商誉的事项	不含商誉的资产组账面价值	包含整体商誉的资产组账面价值	未来可回收金额	商誉减值损益	归属于母公司商誉减值金额
Avmax集团有限公司	2,086,953,972.20	2,195,458,852.83	2,085,709,040.66	109,749,812.17	65,102,928.38
山河机场设备股份有限公司	10,193,423.91	15,016,036.15	15,016,036.15	0	0
合计	2,097,147,396.11	2,210,474,888.98	2,100,725,076.81	109,749,812.17	65,102,928.38

5

5

AVMAX

10%-15%

13.67%

2021

100005

AVMAX

208,570.90

65,102,928.38

29

	6,247,173.56	11,460,064.70	2,524,576.14	15,182,662.12
	27,372,643.40	2,416,246.05	10,771,788.22	19,017,101.23
	1,661,449.21	2,091,396.69	596,399.73	3,156,446.17
	1,725.90	93,076.80	1,725.90	93,076.80
	35,282,992.07	16,060,784.24	13,894,489.99	37,449,286.32

30

/

1

	46,401,034.27	7,172,944.12	58,413,705.20	9,746,056.88
	19,770,767.20	2,965,615.08	65,012,821.93	9,751,923.29
	123,796,190.65	32,445,034.49	145,081,275.06	36,667,463.04
	385,662,072.49	68,272,254.00	340,456,060.64	58,949,040.42
	9,208,884.24	2,118,043.35	8,993,875.31	2,338,407.59

	36,788,766.98	5,518,315.05	48,400,621.21	7,260,093.18
	33,403,558.02	5,030,350.37	3,182,342.45	796,480.25
	126,318,695.13	29,053,299.89	109,843,553.39	28,559,323.90
	781,349,968.98	152,575,856.35	779,384,255.19	154,068,788.55

2

	1,559,903,463.25	343,102,829.65	1,429,330,272.04	359,876,218.06
	2,553,440.45	587,291.31	3,347,346.72	870,310.18
	333,671,796.37	52,364,765.16	378,130,057.51	56,719,508.63
	34,009,641.46	3,911,108.77	107,160,819.76	13,930,906.51
	1,930,138,341.53	399,965,994.89	1,917,968,496.03	431,396,943.38

3

	0.00	152,575,856.35	0.00	154,068,788.55
	0.00	399,965,994.89	0.00	431,396,943.38

4

		289,472,340.27	56,556,052.79
		71,253,931.49	190,211,453.65
		360,726,271.76	246,767,506.44

5

2020		12,532,913.59	
2021	11,143,444.33	25,508,402.49	

2022	12,485,921.70	34,207,166.57	
2023	15,789,781.38	69,644,758.15	
2024	12,642,423.87	17,741,140.48	
2025	19,192,360.21	30,577,072.37	
	71,253,931.49	190,211,453.65	--

31

	20,751,289.00		20,751,289.00		
	1,497,375.09		1,497,375.09	669,290.51	669,290.51
	22,248,664.09		22,248,664.09	669,290.51	669,290.51

32

1

		159,228,067.65
		410,000,000.00
	5,000,000.00	96,000,000.00
	1,987,682,176.50	1,949,870,012.10
	1,992,682,176.50	2,615,098,079.75

2

0.00

--	--	--	--	--

33

34

--	--	--

35

	1,247,491,876.52	826,903,109.14
	672,291,414.37	656,550,604.84
	1,919,783,290.89	1,483,453,713.98

36

1

	2,144,910,995.78	1,509,740,269.66
	112,636,917.53	112,640,274.79
	2,257,547,913.31	1,622,380,544.45

2

1

--	--	--

5%(5%)

37

1

--	--	--

2

1

--	--	--

38

	325,004,677.99	293,707,433.99
	325,004,677.99	293,707,433.99

	325,004,677.99	
	325,004,677.99	

39

1

	88,410,826.81	885,262,099.53	843,165,679.87	130,507,246.47
-	278,711.53	22,471,824.14	21,255,121.13	1,495,414.54
		61,076.39	61,076.39	
	88,689,538.34	907,795,000.06	864,481,877.39	132,002,661.01

2

1	88,074,708.32	804,317,596.72	767,016,316.94	125,375,988.10
2	24,887.48	37,446,356.67	37,287,028.06	184,216.09
3	318,688.42	19,312,709.99	16,098,944.76	3,532,453.65
	315,511.47	13,616,096.33	13,818,915.66	112,692.14
	7,753.61	5,672,580.11	2,255,981.25	3,424,352.47
	-4,576.66	24,033.55	24,047.85	-4,590.96
4	-19,257.37	12,094,119.98	11,210,339.98	864,522.63
5	11,799.96	12,091,316.17	11,553,050.13	550,066.00
	88,410,826.81	885,262,099.53	843,165,679.87	130,507,246.47

3

--	--

41

	16,264,200.38	10,983,214.34
	516,952,339.14	328,851,329.25
	533,216,539.52	339,834,543.59

1

	16,264,200.38	10,983,214.34

	516,952,339.14	328,851,329.25
--	----------------	----------------

2

1



48

	59,084,387.91	73,240,458.78
	59,084,387.91	73,240,458.78

1

	47,954,569.40	52,190,953.18
	11,129,818.51	21,049,505.60
	59,084,387.91	73,240,458.78

2

--	--	--	--	--	--

49

1

--	--	--

2

--	--	--

--	--	--

--	--	--

50

	320,000.00	320,000.00	
	320,000.00	320,000.00	--

51

	55,347,036.80	9,629,790.56	8,620,382.35	56,356,445.01	
	55,347,036.80	9,629,790.56	8,620,382.35	56,356,445.01	--

	23,148,819.71			1,204,185.07			21,944,634.64	
	28,798,333.73	3,000,000.00		3,319,500.40			28,478,833.33	
	3,399,883.36	6,629,790.56		4,096,696.88			5,932,977.04	

52

	2,400,334.54	2,901,659.70
	169,854,202.86	193,162,609.42
	754,958.85	385,644.96

	173,009,496.25	196,449,914.08
--	----------------	----------------

53

		+ -					
	1,087,737,465. 00				-240,000.00	-240,000.00	1,087,497,465. 00

240,000

2.87

688,800.00

240,000

448,800.00

54

1

2

--	--	--	--

	94,056,930.00		50,527,765.00	43,529,165.00
		91,002,898.13		91,002,898.13
	94,056,930.00	91,002,898.13	50,527,765.00	134,532,063.13

11,471,401 91,002,898.13 15,714,500
 50,527,765.00

57

	67,493,730.20	-132,073.754.16				-132,073.754.16		-64,580,023.96
	67,493,730.20	-132,073.754.16				-132,073.754.16		-64,580,023.96
	67,493,730.20	-132,073.754.16				-132,073.754.16		-64,580,023.96

58

	38,970,529.45	24,751,477.30	10,600,667.43	53,121,339.32
	38,970,529.45	24,751,477.30	10,600,667.43	53,121,339.32

59

	180,337,949.65	39,042,836.59		219,380,786.24
	180,337,949.65	39,042,836.59		219,380,786.24

60

	1,369,397,296.00	993,126,185.23
	1,369,397,296.00	993,126,185.23
	564,928,233.69	502,834,351.91
	39,042,836.59	17,752,394.64
	108,773,746.50	108,810,846.50
	1,786,508,946.60	1,369,397,296.00

- 1)
- 2)
- 3)
- 4)
- 5)

61

	9,190,318,686.44	6,636,072,906.41	7,324,896,233.21	5,116,211,757.11
	187,048,814.21	149,701,952.72	102,459,375.96	76,080,891.32
	9,377,367,500.65	6,785,774,859.13	7,427,355,609.17	5,192,292,648.43

	1	2				
			8,243,094,020.26	656,194,816.15	478,078,664.24	9,377,367,500.65
			8,243,094,020.26	656,194,816.15	478,078,664.24	9,377,367,500.65
			7,454,387,988.15	4,559,502.08	468,097,413.82	7,927,044,904.05

			788,706,032.11	651,635,314.07	9,981,250.42	1,450,322,596.60
			8,243,094,020.26	656,194,816.15	478,078,664.24	9,377,367,500.65
			8,243,094,020.26	656,194,816.15	9,091,121.04	8,908,379,957.45
					468,987,543.20	468,987,543.20
			8,243,094,020.26	656,194,816.15	478,078,664.24	9,377,367,500.65
			5,414,068,843.65	656,194,816.15	478,078,664.24	6,548,342,324.04

62

	16,644,660.38	10,755,818.61
	16,251,323.12	10,690,067.87
	15,780,440.52	8,563,261.76
	6,477,838.22	6,511,933.93
	5,741,586.44	4,401,874.33
	5,343,017.15	904,445.35
	66,238,865.83	41,827,401.85

63

--	--

	523,647,886.51	498,395,587.49
--	----------------	----------------

65

	110,949,647.81	69,966,256.24
	7,026,310.38	8,315,475.36
	152,857,887.37	88,072,522.54
	15,515,920.23	11,316,930.14
	34,497,522.82	43,263,283.75
	320,847,288.61	220,934,468.03

66

	264,485,765.45	271,372,078.91
	134,938,986.87	148,651,512.37
	72,368,949.26	5,909,413.37
	18,204,062.37	13,116,063.32
	220,119,790.21	141,746,043.23

67

	8,620,382.35	6,712,573.32
	67,551,259.16	82,803,726.16
	1,806.25	400,647.86
	76,173,447.76	89,916,947.34

68

	-3,280,946.45	-5,039,697.58
	940,302.28	
	-51,983,849.11	
	-54,324,493.28	-5,039,697.58

69

--	--	--

70

--	--	--

71

	-26,404,640.78	-19,871,883.77
	-13,633,000.06	-7,859,175.20
	-667,619.50	
	235,070.28	-2,296,331.19
	-158,084,286.67	-159,066,560.38
	-198,554,476.73	-189,093,950.54

72

	-49,230,303.86	-32,005,383.69
	-1,088,698.51	

	-65,102,928.38	
	-115,421,930.75	-32,005,383.69

73

		390,031.96
	104,963,870.77	16,067,536.68
	29,379,482.53	
	134,343,353.30	16,457,568.64

74

	11,883.01	4,776,621.14	11,883.01
	1,308,800.00	640,200.00	1,308,800.00
	1,101,214.64	81,941.26	1,101,214.64
	3,236,659.44	1,578,811.51	3,236,659.44
	5,658,557.09	7,077,573.91	5,658,557.09

								/
2017							50,000.00	
							107,000.00	
							200,000.00	
						40,000.00	230,500.00	

2020						300,000.00		
						100,000.00		

|

	-29,938,016.29	36,407,359.80
	85,772,159.57	100,730,399.86

2

	662,648,554.82
/	99,397,283.22
	17,097,058.00
	868,386.00
	-2,054,962.01
	22,363,360.39
	-198,676.01
	6,432,241.17
	-4,985,724.51
	-34,617,762.41
	-11,150,628.28
	-7,378,415.99
	85,772,159.57

77

78

2

	50,462,530.30	32,762,472.01
	34,497,522.82	43,352,982.11
	46,227,538.22	44,167,498.00
	29,015,057.88	20,353,796.46
	20,562,490.68	12,579,134.13
	51,469,621.19	48,956,969.26
	59,111,290.05	49,972,072.33
	22,092,042.72	16,317,555.57
	125,234,896.41	20,750,419.10
	438,672,990.27	289,212,898.97

3

		452,248,000.00
		452,248,000.00

4

		100,400.00
	2,500,000.00	5,000,000.00
	2,850,478.52	
	104,316,925.00	
	109,667,403.52	5,100,400.00

5

	336,854,714.71	277,281,492.28
	54,324,493.28	5,039,697.58
	1,492,932.20	-57,130,252.56
	-31,430,948.49	93,537,612.36
	290,319,477.76	-366,404,776.24
	-342,352,985.25	-604,481,637.25
	357,346,511.77	322,060,156.28
	33,174,470.76	48,400,621.21
	1,804,027,315.15	737,419,083.89
2	--	--
3	--	--
	2,309,691,393.64	992,702,572.66
	992,702,572.66	848,179,495.27
	1,316,988,820.98	144,523,077.39

2

	--
	--
	--

3

	--
	--
	--

4

	149,031.05	86,209.77
	2,160,379,363.88	864,910,040.40
	149,091,972.25	127,706,322.49
	2,309,691,393.64	992,702,572.66
	2,309,691,393.64	992,702,572.66
	703,591,332.68	357,799,424.17

80

81

	703,591,332.68	
	2,327,544,762.18	
	166,020,050.53	
	3,197,156,145.39	--

82

1

	--	--	
	53,338,126.93	6.5249	348,025,944.41
	5,821,645.86	8.025	46,718,708.03
	22,403.34	0.8416	18,855.55
	4,136,128.00	0.0632	261,552.20
	67.37	4.9314	332.23
	942,976,813.00	0.0060	5,655,033.36
	--	--	
	251,118,529.93	6.5249	1,638,523,295.94
	30,253,120.97	8.025	242,781,295.77
	4,564,412.12	4.9314	22,508,941.92
	1,723,962,427.71	0.0060	6
	--	--	

84

1

	41,460,000.00		41,460,000.00
	8,620,382.35		8,620,382.35
	26,093,065.41		26,093,065.41

2

85

1

1

	2020 10 31	0.00	100.00%		2020 10 31		0.00	12,003.04

2

	12,003.04
/	0.00

3

	71,026.46	71,026.46
	21,720.72	21,720.72
	267,660.93	267,660.93
	37,835,994.00	37,835,994.00
	6,562,400.00	6,562,400.00
	14,590.56	14,590.56
	4,783,612.59	4,783,612.59
	43,728,312.78	43,728,312.78
	12,003.04	12,003.04
	12,003.04	12,003.04

:

2019 4 17

4300

4

5

6

2

1

--	--	--	--	--	--	--	--	--

2

--	--

3

3

4

--	--	--	--	--	--	--	--	--	--	--	--	--

		97.00%		2020 09 30		-386,529 .44	3.00%	60,000.0 0	60,000.0 0			
		97.00%		2020 08 31		-1,646,3 55.42	3.00%	60,000.0 0	60,000.0 0			
	570,000. 00	57.00%		2020 07 31		-43,055. 28	3.00%	30,000.0 0	30,000.0 0			

5

12%
39%
49%

6

1

1

				80.00%		
				91.96%		

86.09%

					100.00%	
					100.00%	
					100.00%	
					100.00%	
					100.00%	
					99.99%	
				100.00%		
				100.00%		
					100.00%	
				51.00%		
Avmax				100.00%		
Avmax Aircraft Leasing Inc.					100.00%	
Avmax Aircraft Services Inc.					100.00%	
Avmax Spares East Africa Limited.					100.00%	
Avmax Chad SARL(Avmax Chad)					100.00%	
Avmax Singapore Inc.					100.00%	
				100.00%		
				100.00%		
					100.00%	

--	--	--	--	--	--	--

12%
39%
49%

2

	20.00%	908,173.86		1,675,131.60
	8.04%	418,533.88		4,331,076.70
	13.91%	8,515,662.68		-1,652,564.19

		40.00%	-154,289.08	

3

	41,611,4 19.49	2,614,72 5.34	44,226,1 44.83	34,346,4 66.27		34,346,4 66.27	41,523,6 36.85	2,189,59 7.82	43,713,2 34.67	38,919,6 79.82		38,919,6 79.82
	50,657,0 60.11	27,420,7 04.31	78,077,7 64.42	21,966,3 97.03		21,966,3 97.03	37,289,1 99.61	30,593,9 14.60	67,883,1 14.21	17,494,5 77.26		17,494,5 77.26
	203,535, 109.62	139,495, 883.62	343,030, 993.24	327,509, 759.60	22,240,9 67.97	349,750, 727.57	110,527, 496.49	161,235, 536.84	271,763, 033.33	316,778, 582.71	24,347,1 53.44	341,125, 736.15
	19,228,7 43.34	8,436.10	19,237,1 79.44	3,381,11 8.80		3,381,11 8.80	19,240,4 95.81	68,862.8 0	19,309,3 58.61	138,591. 13		138,591. 13
	128,002, 181.24	17,529,4 10.75	145,531, 591.99	42,387,7 42.20		42,387,7 42.20	165,527, 759.52	20,193,0 00.84	185,720, 760.36	111,146, 828.84		111,146, 828.84
	275,783, 611.16	108,242, 383.60	384,025, 994.76	204,745, 355.50		204,745, 355.50	195,814, 427.16	100,882, 242.39	296,696, 669.55	200,915, 867.43		200,915, 867.43

	78,958,125.9 5	4,540,869.32	4,540,869.32	962,721.61	51,915,636.8 8	906,400.08	906,400.08	-53,021,784.8 2
	60,674,862.2 7	5,205,645.31	5,205,645.31	499,230.14	44,364,073.7 5	6,956,221.53	6,956,221.53	604,233.41
	272,329,684. 64	61,219,717.3 2	61,219,717.3 2	-1,564,606.72	124,845,701. 70	53,426,016.8 9	53,426,016.8 9	1,751,227.65
		-3,314,706.84	-3,314,706.84	8,196,411.00		-521,820.89	-521,820.89	-66,154.41
	103,075,701. 34	3,030,077.35	3,030,077.35	-15,685,501.3 0	73,331,452.5 9	5,114,478.19	5,114,478.19	8,311,275.16

246,667,298.82 16,686,256.27 16,686,256.27 7,600,654.23 162,940,184.56 17,879,094.39 17,879,094.39 -16,176,374.04

3

1

					50.00%	
				40.00%		
				14.91%		

20%

20%

2

	/	/
	5,740,914.59	6,099,484.95
	5,740,914.59	6,099,484.95
	5,304,776.80	6,251,930.85
	11,045,691.39	12,351,415.80
	311,407.88	184,416.98
	311,407.88	184,416.98
	10,734,283.51	12,166,998.82
	5,503,392.98	6,083,499.41
	5,503,392.98	6,083,499.41
	358,570.36	-144,042.45
	-1,432,715.31	-868,293.33
	-1,432,715.31	-868,293.33

3

	/		/	
	94,948,176.98	15,480,424.69	88,352,292.99	19,499,620.99
	64,903,501.66	26,130,408.45	68,231,756.72	27,996,123.56
	159,851,678.64	41,610,833.14	156,584,049.71	47,495,744.55
	11,633,688.61	8,685,067.84	9,194,685.59	21,484,336.84
			1,408,457.68	
	11,633,688.61	8,685,067.84	10,603,143.27	21,484,336.84
	15,003,758.78		15,113,485.36	
	133,214,231.25	32,925,765.30	130,867,421.08	26,011,407.71

5

6

--	--	--	--

7

8

4

				/

5

6

()

1.

2020 12 31

2.

()

đ

2
3
4
5
6
7
8
9

1

			65,000	13.94%	13.94%

24.84% () 15,159.38 11,855.46 13.94% 10.9%

2

3

--	--

/	/	/	/	/	/	/
---	---	---	---	---	---	---

/

/

/	/	/	/	/	/	/
---	---	---	---	---	---	---

/

3

--	--	--	--

--	--	--	--

4

--	--	--	--	--

--	--	--	--	--

5

6

--	--	--	--

7

--	--	--

4

5

1

2020

71

1

2020

6

2020 12 31

0

2

65

10%

2020 12 31

226,906,59

10%

2020 12 31

324,653.97

2020 12 31

19,739.78

2

1

2

3

1

--	--	--	--

2

3

4

1

1

--	--	--	--

2

--	--	--

2

3

1

2

4

5

--	--	--	--	--	--	--

6

1

1

2

3

2

	8,243,094,020.26	656,194,816.15	478,078,664.24		9,377,367,500.65
	6,112,341,944.17	267,877,011.73	405,555,903.23		6,785,774,859.13
	-136,922,208.81	-48,190,079.15	-13,442,188.77		-198,554,476.73
	-90,420,330.74	-25,001,600.01	0.00		-115,421,930.75
	664,965,060.45	-25,696,624.35	23,380,118.72		662,648,554.82
	101,876,245.34	-24,446,911.14	8,342,825.37		85,772,159.57
	563,088,815.11	-1,249,713.21	15,037,293.35		576,876,395.25
	11,981,400,106.08	4,620,102,191.73	756,877,972.12		17,358,380,269.93

	8,314,406,403.08	2,966,859,991.60	636,125,732.72		11,917,392,127.40
--	------------------	------------------	----------------	--	-------------------

3

4

7

8

1

1

	572,550,530.46	16.27%	189,086,781.44	33.03%	383,463,749.02	535,733,263.50	16.61%	190,735,418.83	35.60%	344,997,844.67
	2,946,878,411.27	83.73%	86,943,947.39	2.95%	2,859,934,463.88	2,689,951,612.24	83.39%	67,515,785.60	2.51%	2,622,435,826.64
	853,947,155.44	24.26%	19,055,413.50	2.23%	834,891,741.94	755,251,281.75	23.41%	21,021,044.57	2.78%	734,230,237.18
	2,092,931,255.83	59.47%	67,888,533.89	3.24%	2,025,042,721.94	1,934,700,330.49	59.98%	46,494,74		

	42,409,912.58	8,481,982.52	20.00%	
	19,384,249.50	5,815,274.85	30.00%	
	19,310,593.59	11,586,356.15	60.00%	
	392,275,626.14	112,388,163.33	28.65%	
	572,550,530.46	189,086,781.44	--	--

	853,947,155.44	19,055,413.50	2.23%
	2,092,931,255.83	67,888,533.89	3.24%
	2,946,878,411.27	86,943,947.39	--

1	1	2,787,441,942.63
1	2	481,911,946.25
2	3	122,889,088.41

3		127,185,964.44
3	4	46,958,840.05
4	5	19,810,059.34
5		60,417,065.05
		3,519,428,941.73

2

	258,251,204.43	105,474,339.50	2,640,910.29	90,335,725.39	276,030,728.83
	258,251,204.43	105,474,339.50	2,640,910.29	90,335,725.39	276,030,728.83

--	--	--

3

	90,335,725.39

		5,144,512.00		
		4,392,814.92		
		3,880,124.52		
		3,682,550.64		

2,616,937.00

4

	671,631,245.76	19.08%	13,432,624.92
	254,771,474.59	7.24%	5,095,429.49
	233,562,122.86	6.64%	23,356,212.29
	126,969,283.58	3.61%	4,189,023.84
	123,892,382.55	3.52%	7,332,022.95
	1,410,826,509.34	40.09%	

5

资产转移方式	终止确认金额	终止确认利得或损失
资产证券化	735,225,685.83	-51,983,849.11
合计	735,225,685.83	-51,983,849.11

6

5%(5%)

2

	534,813,716.48	634,791,459.59
	534,813,716.48	634,791,459.59

1

1

--	--	--

2

--	--	--	--	--	--

3

2

1

()			
-----	--	--	--

2

1

()					
-----	--	--	--	--	--

3

3

1

		7,892,660.93	22,620,976.88
		8,262,307.37	7,289,786.69

2

	12	()	()	

--	--	--

4

	3,535,037.24

--	--	--	--	--

5% (5%)

3

	3,247,488,945.35	70,930,061.88	3,176,558,883.47	3,062,478,501.26	5,827,133.50	3,056,651,367.76
	34,357,722.30		34,357,722.30	39,530,949.05		39,530,949.05
	3,281,846,667.65	70,930,061.88	3,210,916,605.77	3,102,009,450.31	5,827,133.50	3,096,182,316.81

1

	()					()	
	800,000.00					800,000.00	
	61,764,800.27					61,764,800.27	

	84					46	
	18,000,000.00					18,000,000.00	
	1,205,102.06					1,205,102.06	
	43,196,958.13	49,000,000.00				92,196,958.13	
	23,000,000.00					23,000,000.00	
	3,000,000.00					3,000,000.00	
	5,000,000.00	24,700,000.00				29,700,000.00	
	1,374,940.00					1,374,940.00	
	17,781,295.71					17,781,295.71	
	5,850,000.00					5,850,000.00	
		8,888,044.09				8,888,044.09	
		2,840,800.00				2,840,800.00	
		17,600,000.00				17,600,000.00	
		5,100,000.00				5,100,000.00	
		7,260,000.00				7,260,000.00	
	3,056,651,367.76	188,185,044.09	3,174,600.00	65,102,928.38		3,176,558,883.47	70,930,061.88

2021 2,133,430.16 2022 52,252,158.02 50,118,727.87

单位名称	金 额	占公司全部营业收入的比例%
第一名	620,136,394.21	8
第二名	242,384,374.13	3.12
第三名	160,768,199.82	2.07
第四名	138,701,184.43	1.79
第五名	113,642,820.76	1.47
合 计	1,275,632,973.35	16.45

5

	3,290,273.41	2,139,710.13
	-1,825,182.66	-3,346,150.04
	-3,174,600.00	
	-51,983,849.11	
	-53,693,358.36	-1,206,439.91

6

1

	133,323,512.99	
	77,482,247.76	
	-10,463,918.57	
	-1,905,870.62	
	-51,983,849.11	
	21,590,948.82	

2

3

4

2020