

2019

SUNWARD

2019 08

)

(

.....	1
.....	4
.....	6
.....	15
.....	21
.....	26
.....	27
.....	29
.....	30
.....	153

/ / /		
AVMAX		Avmax Group Inc.
		2019 1 1 2019 6 30
/		
/		

			002097
	SUNWARD INTELLIGENT EQUIPMENT CO.,LTD.		
	SUNWARD		

	16	16
	0731-83572980	0731-83572980
	0731-83572980	0731-83572980
	wangjian2@sunward.com.cn	yjgm@sunward.com.cn

1

2018

2

2018

	3,629,379,108.42	2,723,152,332.60	33.28%
	316,154,728.93	299,527,372.34	5.55%
	308,240,331.91	291,541,691.41	5.73%
	93,128,887.04	267,043,130.03	-65.13%
/	0.2934	0.2836	3.46%
/	0.2934	0.2836	3.46%
	6.62%	6.93%	-0.31%
	15,352,895,977.02	14,287,399,064.97	7.46%
	4,836,438,884.03	4,618,425,887.83	4.72%

1

2

	-452,125.05	
	10,641,496.66	

	-329,976.16	
	1,620,726.62	
	324,271.81	
	7,914,397.02	--

1

1

1

1

	AVMAX

2

AVMAX		55.07				1.21	44.46%	

		1,691,460,693.32	46.60%	1,216,238,232.40	44.66%	39.07%
		890,414,644.75	24.53%	658,578,686.89	24.18%	35.20%

	2,845,857,948. 52	2,062,994,064. 55	27.51%	36.53%	38.53%	-1.05%
	677,435,071.60	381,159,138.29	43.73%	25.51%	62.84%	-12.90%
	1,691,460,693. 32	1,127,445,982. 73	33.34%	39.07%	42.60%	-1.65%
	890,414,644.75	727,892,686.33	18.25%			

	1,883,537.64 2.48	12.27%	1,131,588.58 3.33	8.58%	3.69%	
	3,568,079.99 6.82	23.24%	3,299,987.40 7.21	25.03%	-1.79%	
	2,546,583.20 7.74	16.59%	2,056,373.98 3.78	15.60%	0.99%	
				0.00%	0.00%	
	60,948,053.5 1	0.40%	64,436,914.2 8	0.49%	-0.09%	
	4,104,717.59 0.74	26.74%	3,553,428.16 3.66	26.95%	-0.21%	
	316,942,268. 70	2.06%	237,054,111. 27	1.80%	0.26%	
	2,070,649.30 0.00	13.49%	1,901,740.56 2.82	14.42%	-0.93%	
	2,603,664.92 3.06	16.96%	2,204,554.59 3.95	16.72%	0.24%	

2

3

单位：元

项目	期末账面价值	受限原因
货币资金	816,522,687.94	保证金
固定资产	2,387,331,015.75	资产抵押借款
无形资产	265,277,784.53	资产抵押借款
合计	3,469,131,488.22	

1

407,922,256.91	334,992,949.60	24.62%

2

Avmax Group Inc			407,922,256.91	13.33%						120,970,503.37	0.00		20190531	2019-052
	--	--	407,922,256.91	--	--	--	--	--	--	120,970,503.37	0.00	--	--	--

3

--	--	--	--	--	--	--	--	--	--	--	--	--	--	--

				135,74 7,070. 52	705,26 2,668. 42		65.91 %	0.00	0.00		2010 07 29	2010-0 28
	--	--	--	135,74 7,070. 52	705,26 2,668. 42	--	--	0.00	0.00	--	--	--

4

5

6

7

1

											193,655.34
											29,964.69
											193,655.34
945,397,245.99	2017		359,589,754.57				1,304,987,000.56		2016		

2

	()		(1)		(2)	(3) (2)/(1)				
Avmax Group Inc 100%		197,88 9.2	193,65 5.34	29,964. 69	193,65 5.34	100.00 %		12,097. 05		

3

4

--	--	--

8

1

2

10%

Avmax			9649.79	5,507,249, 452.00	2,150,551, 164.00	676,344,08 3.26	153,466,78 7.80	120,970,50 3.40

1

2019		24.31%	2019 04 03	2019 04 04	2019-020
2018		24.64%	2019 05 17	2019 05 18	2019-043
2019		36.05%	2019 05 28	2019 05 28	2019-046
2019		35.16%	2019 06 13	2019 06 14	2019-056

2



1

2

3

4

5

1

1

2

3

2

1

		450,000		280,826.99		12		
		15,000		13,530.61		12		
		15,000		352.82		12		
A1		480,000		A2		294,710.42		
A3		480,000		A4		294,710.42		
		100,000		52,558.9		12		
B1		100,000		B2		52,558.9		
B3		100,000		B4		52,558.9		

A1+B1+C1		580,000		A2+B2+C2		347,269.32			
A3+B3+C3		580,000		A4+B4+C4		347,269.32			
A4+B4+C4				71.80%					
50%		F		105,426.94					
D+E+F				105,426.94					

2

3

1

公司或子公司名称	主要污染物及特征污染物的名称	排放方式	排放口数量	排放口分布情况	排放浓度	执行的污染物排放标准	排放总量	核定的排放总量	超标排放情况
不适用	不适用	不适用	0	不适用	不适用	不适用	0	0	不适用

2

1

2

3

		/
1.		
2.		
3.		
4.		
5.		
6.		
7.		
8.		
9.		

4

1

	197,485,847	18.70%	32,040,000				32,040,000	229,525,847	20.56%
3	197,485,847	18.70%	32,040,000				32,040,000	229,525,847	20.56%
	197,485,847	18.70%	32,040,000				32,040,000	229,525,847	20.56%
	858,582,618	81.30%						858,582,618	79.44%
1	858,582,618	81.30%						858,582,618	79.44%
	1,056,068,465	100.00%	32,040,000				32,040,000	1,088,108,465	100.00%

2

	197,485,847		32,040,000	229,525,847	2018	-
	197,485,847	0	32,040,000	229,525,847	--	--

3

		71,609					0
		5%	10				

		18.04%	196,321,375		196,321,375	0		138,103,097
		13.93%	151,593,848		0	151,593,848		
		5.90%	64,179,740		0	64,179,740		
		3.68%	40,045,545		0	40,045,545		
6		2.35%	25,572,970		0	25,572,970		
		0.94%	10,205,656		0	10,205,656		

2015015


		0.48%	5,172,120		0	5,172,120		5,157,904	
10	3								
								10	
						151,593,848			151,593,848
						64,179,740			64,179,740
						40,045,545			40,045,545
						25,572,970			25,572,970
						10,205,656			10,205,656
						9,878,419			9,878,419
						8,836,700			8,836,700
						5,291,000			5,291,000
						5,172,120			5,172,120
						3,937,500			3,937,500
10	10								
	10								
10									
4									

10 10

10 10

	2019 06 12
	2019-055
	2019 06 13

	2019 06 12
	2019-055
	2019 06 13



			28	
			2019 05 28	
			2019 05 28	
			2019 05 28	
			2019 05 28	
			2019 05 28	
			2019 05 28	
			2019 05 28	
			2019 05 28	
			2019 05 28	
			2019 05 28	
			2019 05 28	
			2019 05 28	
			2019 05 28	
			2019 05 28	
			2019 05 28	
			2019 05 28	

1

2019 06 30

	2019 6 30	2018 12 31
	1,883,537,642.48	1,284,371,605.84
	139,192,306.23	140,912,796.81
	3,568,079,996.82	3,149,393,677.89
	403,732,888.46	314,197,938.73
	319,622,312.49	409,817,040.63
	1,257,796.53	3,974,167.71

	2,546,583,207.74	2,430,707,015.90
		1,106,257.89
	364,278,892.88	350,827,680.42
	65,326,971.83	357,124,902.14
	9,290,354,218.93	8,438,458,916.25
	779,144,330.10	605,438,660.14
	60,948,053.51	63,815,557.30
	540,378.92	515,394.06
	4,104,717,590.74	4,260,805,065.69
	316,942,268.70	182,360,465.50
	522,097,960.44	425,768,443.80
	80,992,989.50	39,656,872.65
	65,102,928.38	65,102,928.38
	30,903,524.74	35,538,542.60
	100,678,076.01	96,938,535.99
	473,657.05	72,999,682.61
	6,062,541,758.09	5,848,940,148.72
	15,352,895,977.02	14,287,399,064.97

	1,994,344,689.49	1,306,568,556.69
	1,199,140,986.80	1,243,627,796.23
	352,156,713.72	283,939,638.32
	28,779,293.95	62,270,223.35
	81,797,093.41	73,062,723.60
	226,108,631.30	385,114,752.68
	6,037,178.05	13,676,065.84
	1,144,426,595.39	984,681,894.17
	7,097,403,304.06	6,288,631,074.63
	2,603,664,923.06	2,377,650,468.52
	171,924,681.55	103,112,360.98

	58,530,523.46	61,886,810.12
--	---------------	---------------

	341,678,506.05	368,365,112.09
	411,287,459.83	415,103,472.42
	1,257,796.53	3,974,167.71
	1,747,189,246.09	1,520,748,458.09
		1,106,257.89
	18,096,149.34	310,786,569.17
	7,174,636,468.23	6,321,652,755.53
	18,984,331.00	18,984,331.00
	3,053,957,139.76	2,638,681,269.94
	983,679,975.21	997,152,748.58
	316,224,310.53	182,144,863.04
	462,986,192.88	364,738,426.02
	80,992,989.50	39,656,872.65
	1,478,486.98	2,804,869.90
	46,000,790.70	

54,800.00
92,278.69
22,187.74
85,334.86
67,870.90
31,420.72
86,278.26
40,155.48

	1,088,108,465.00	1,056,068,465.00
	2,667,449,266.74	2,604,330,466.74
	17,420,459.32	15,124,533.41
	162,585,555.01	162,585,555.01
	1,076,962,318.98	1,007,706,033.53
	5,012,526,065.05	4,845,815,053.69
	12,138,940,684.79	10,631,640,276.37

3

	2019	2018
	3,629,379,108.42	2,723,152,332.60
	3,629,379,108.42	2,723,152,332.60
	3,195,302,986.44	2,234,297,993.51
	2,529,615,714.96	1,808,515,501.96
	26,394,233.94	18,927,141.92
	243,893,527.77	118,877,466.73
	241,218,571.00	172,385,174.96

	81,946,492.03	41,241,873.26
	72,234,446.74	74,350,834.68
	127,738,921.49	95,111,560.70
	75,736,817.13	56,051,531.44
	3,356,286.66	3,972,053.33
	-2,867,503.79	3,522,467.20
-	-51,050,606.64	-47,249,850.80
-	-6,308,039.13	-39,867,265.05
-	-358,825.42	3,993,420.24
	376,847,433.66	413,225,164.01
	8,287,812.73	6,363,405.45
	1,425,878.52	3,293,472.61
	383,709,367.87	416,295,096.85
	62,595,476.19	99,989,438.83
	321,113,891.68	316,305,658.02
1.	321,113,891.68	316,305,658.02
2.		

1.	316,154,728.93	299,527,372.34
2.	4,959,162.75	16,778,285.68
	33,092,359.70	9,933,352.26
	33,092,359.70	8,678,206.58
1.		
2.		
3.		
4.		
5.		
	33,092,359.70	8,678,206.58
1.		
2.		
3.		
4.		
5.		
6.		
7.		
8.	33,092,359.70	8,678,206.58
9.		
		1,255,145.68
	354,206,251.38	326,239,010.28
	349,247,088.63	308,205,578.92

	4,959,162.75	18,033,431.36
	0.2934	0.2836
	0.2934	0.2836

4

	2019	2018
	2,708,181,662.91	2,066,850,378.96
	2,045,854,945.14	1,501,820,353.87
	23,571,902.42	16,698,755.30
	224,356,365.51	105,900,617.82
	59,375,484.65	43,562,865.35
	68,544,711.66	38,600,749.53
	68,760,826.11	69,283,272.69
	72,674,053.53	53,179,548.08
	8,759,398.36	12,603,802.59
	2,303,194.44	2,998,461.11
	-2,176,387.09	961,491.12
-		
-	-19,035,581.71	-56,042,227.23
-	-1,200,692.56	-8,776,510.23

-	-524,287.79	1,670,324.14
	197,083,672.71	231,795,303.31
	7,486,650.32	6,026,026.23
	1,328,085.99	2,928,836.67
	203,242,237.04	234,892,492.87
	25,175,105.09	31,961,596.75
	178,067,131.95	202,930,896.12
	178,067,131.95	202,930,896.12

6.		
7.		
8.		
9.		
	178,067,131.95	202,930,896.12

5

	2019	2018
	2,889,718,884.55	2,247,120,420.66
	32,932,501.92	6,741,283.46
	335,053,792.42	79,663,992.40
	3,257,705,178.89	2,333,525,696.52



2,483,925,616.29

1,455,595,286.93

	533,488,888.67	624,403,834.59
	-79,661,605.17	-339,546,724.40
	96,628,802.00	
	2,290,334,816.56	2,023,070,913.13
	21,076,278.00	
	2,408,039,896.56	2,023,070,913.13
	1,644,592,452.82	1,797,837,768.18
	186,417,615.15	118,266,709.61
	344,757,935.94	83,912,024.44
	2,175,768,003.91	2,000,016,502.23
	232,271,892.65	23,054,410.90
	-337,235.57	-10,343,286.79
	245,401,938.95	-59,792,470.26
	848,179,495.27	740,104,282.02
	1,093,581,434.22	680,311,811.76

6

	2019	2018
	1,912,702,764.67	1,829,293,456.43
	31,974,782.43	6,741,283.46
	655,925,159.06	90,226,785.58

	2,600,602,706.16	1,926,261,525.47
	2,273,681,214.15	1,390,990,399.78
	183,725,761.72	135,970,006.05
	101,841,366.07	69,057,562.50
	167,005,894.29	158,143,206.26
	2,726,254,236.23	1,754,161,174.59

	1,284,177,272.73	1,092,251,628.73
	185,313,407.23	114,169,139.53
	338,957,935.94	27,975,539.46
	1,808,448,615.90	1,234,396,307.72
	404,390,886.10	-47,380,328.57
	-421,834.72	-13,484,400.36
	209,844,977.38	-156,072,056.89
	688,968,288.57	566,784,312.07
	898,813,265.95	410,712,255.18

7

	2019													
	1,056,068,465.00			2,356,837.29		23,270,513.71	26,537,870.65	162,585,555.01		993,126,185.23		4,618,425,887.83	318,466,485.33	4,936,892,373.16

	1,0													
	56,			2,35		23,2	26,5	162,		993,		4,61	318,	
	068			6,83		70,5	37,8	585,		126,		8,42	466,	
	,46			7,29		13.7	70.6	555.		185.		5,88	485.	
	5.0			8.23		1	5	01		23		7.83	33	
	0													
	32,			-56,		33,0				207,		218,	-259	
	040			788,	■	92,3	2,32			343,		012,	,164,	151,
	,00			764.		59.7	5,51			882.		996.	666.	670.
	0.0			15		0	8.22			43		20	37	17
	0													
						33,0				316,				
						92,3				154,				
						59.7				728.				
						0				93				

2															
3											-108,810,846.50		-108,810,846.50		-108,810,846.50
4															
1															
2															
3															
4															
5															
6															
								2,32					2,32		2,32
								5,51					5,51		5,51
								8.22					8.22		8.22
1								4,70					4,70		4,70
								4,75					4,75		4,75
								4.93					4.93		4.93
2								2,37					2,37		2,37
								9,23					9,23		9,23
								6.71					6.71		6.71

	,46				4.08		1	7	01		7.66		4.03	6	2.99
	5.0														
	0														


	2018														
	1,0				2,45		-43,	20,5	133,		660,		4,28	484,0	4,766
	56,				4,74		196,	67,6	194,		978,		2,36	60,11	,422,
	068				9,27		231.	95.5	670.		698.		2,56	0.90	679.4
	,46				0.74		73	1	34		65		8.51		1
	5.0														
	0														
	1,0				2,45		-43,	20,5	133,		660,		4,28	484,0	4,766
	56,				4,74		196,	67,6	194,		978,		2,36	60,11	,422,
	068				9,27		231.	95.5	670.		698.		2,56	0.90	679.4
	,46				0.74		73	1	34		65		8.51		1
	5.0														
	0														
					-109		8,67	1,88			246,		148,	-189,	-41,4
					,115,		8,20	1,60			723,		168,	631,8	63,61
					529.		6.58	2.81			949.		229.	44.05	4.98
					41						09		07		
							8,67				299,		308,	18,03	326,2
							8,20				527,		205,	3,431	39,01
							6.58				372.		578.	.36	0.28
											34		92		

					-109,115,529.41									-109,115,529.41	-207,665,275.41	-316,780,804.82
1																
2																
3																
4					-109,529.41											

4



1																
2																



2													
3													
4													
5													

4

1

15 —

2014

2

12

1

2

1 1 12 31

3

12

4

5

1

2

12

”

“

”

“

”

“

6

1

2

3

“ ”

“ ”

4

7

“ ”

8 ——

8

9

1

2

“ ”

“ ”

10

1.

()

1

2

“ ”

2.

1

2

3

4

3.

1

2

3

1

2

()

4.

5.

1

12

12

2

1

2

6.

11

项 目	确定组合的依据	计量预期信用损失的方法
应收票据、银行承兑汇票、信用证、应收账款	参考历史信用损失经验，结合当前状况以及对未来经济状况的预测，通过违约风险敞口和整个存续期预期信用损失率，计算预期信用损失	参考历史信用损失经验，结合当前状况以及对未来经济状况的预测，通过违约风险敞口和整个存续期预期信用损失率，计算预期信用损失
应收票据、银行承兑汇票、信用证、应收账款	参考历史信用损失经验，结合当前状况以及对未来经济状况的预测，通过违约风险敞口和整个存续期预期信用损失率，计算预期信用损失	参考历史信用损失经验，结合当前状况以及对未来经济状况的预测，通过违约风险敞口和整个存续期预期信用损失率，计算预期信用损失

12

1

	2000	2000
	2000	2000

2

	(%)	(%)
1	2	2
1 2	6	6
2 3	15	15
3 4	40	40
4 5	70	70
5	100	100

3

13

14

12

	(%)	(%)
1	2	2
1 2	6	6

2	3	15	15
3	4	40	40
4	5	70	70
5		100	100

15

1

2

3

4

16

17

18

2

3

1

19

20

21

22

()

1

2

1

/

”

/

“

“

”

”

“

“

”

“

”

“

”

2

22 —

3

1

22 —

22 ——

22 ——

22 ——

2

23

24

1

2

		20	3%	4.85%
		30	3%-5%	3.17%-3.23%
		10	3%-5%	9.70%-9.50%
		5-6	3%-5%	15.83%-19.40%
		4-5	3%-5%	19.00%-24.25%

3

25

1

2

26

1

1

2

3

2

3

3

4

27

28

29

30

1

1

2

2

	()	

3

- 1
- 2
- 3
- 4

- 1
- 2
- 3
- 4
- 5

31

32

- 1
- 2
- 3

--	--	--

--	--	--

33

34

1

2

1

2

3

1

2

4

1

2

3

35

36

1

1

2

3

2

37

1

1

2

2

3

1

38

3

2

1

2

43

44

1

2017		22													
		23		2019 4 26										2019-031	
			24												
37															
		2019 1													
1															

1

2017 7

2017 8

2017 9

2017 14

2019

01 01

2019

2019 6

2019

2019 1 1

2019 1

1

2018 12 31

			(+/ -)
--	--	--	---------

	3,290,306,474.70		-3,290,306,474.70
		140,912,796.81	140,912,796.81
		3,149,393,677.89	3,149,393,677.89
		3,974,167.71	3,974,167.71
	515,394.06		-515,394.06

	64,818,737.46	-56,042,227.23	120,860,964.69
		-8,776,510.23	8,776,510.23

2

3

4

45

1

		16% 13% 10% 9% 6% 3% 0%
		7% 5%
		15% 25%

	15%
	15%
	15%
	27%
	20%
	5%
	33.99%
	20%
	25%

2

2017 9 5

GR201743000374,

2008

[2008]

985

15%

	15%	GR201743000374	2017 --2019	
	15%	GR201843001874	2018 -2020	
	15%	GR201843001383	2018 -2020	

3

1

	83,915.31	228,568.23
	867,481,178.23	677,703,913.51
	1,015,972,548.94	606,439,124.10
	1,883,537,642.48	1,284,371,605.84
	150,464,511.13	115,987,353.61

816,522,687.94

2

3

--	--	--

4

1

	52,240,098.74	69,119,849.37
	86,952,207.49	71,792,947.44
	139,192,306.23	140,912,796.81

3

	13,970,000.00
	21,800,000.00
	35,770,000.00

4

	795,926,876.70	
	264,888,769.37	
	1,060,815,646.07	

5

--	--

6

--	--

--	--	--	--	--	--

5

1

--	--	--

	1,232,431,814.11	31.00%	327,551,382.67	26.58%	904,880,431.44	914,643,921.00	26.00%	272,835,123.96	29.83%	641,808,797.04
	760,166,433.83	19.00%	168,871,129.68	22.22%	591,295,304.15	622,536,228.87	17.44%	158,673,223.85	25.49%	463,863,005.02
	472,265,380.28	12.00%	158,680,252.99	33.60%	313,585,127.29	292,107,692.13	8.19%	114,161,900.11	39.08%	177,945,792.02
	2,807,457,747.33	69.00%	144,258,181.95	5.14%	2,663,199,565.38	2,653,425,652.37	74.00%	145,840,771.52	5.50%	2,507,584,880.85
	2,807,457,747.33	69.00%	144,258,181.95	5.14%	2,663,199,565.38	2,653,425,652.37	74.37%	145,840,771.52	5.50%	2,507,584,880.85
	4,039,889,561.44	100.00%	471,809,564.62	11.68%	3,568,079,996.82	3,568,069,573.37	100.00%	418,675,895.48	11.73%	3,149,393,677.89

	96,634,238.63	24,160,369.99	25.00%
	84,231,798.67	80,487,862.14	95.56%
	43,796,640.63	14,532,965.32	33.18%
	22,135,743.77	14,969,145.60	67.62%
	21,679,293.59	14,296,436.75	65.95%
	963,954,098.82	179,104,602.87	18.58%
	1,232,431,814.11	327,551,382.67	--

--	--

--	--	--	--	--

1	2,329,364,670.22	46,560,244.30	2.00%
1 2	313,695,672.91	18,838,766.59	6.00%
2 3	76,282,594.73	11,442,389.22	15.00%
3	88,114,809.47	67,416,781.84	76.51%
3 4	31,246,304.72	12,498,521.90	40.00%
4 5	6,500,816.05	4,550,571.24	70.00%
5	50,367,688.70	50,367,688.70	100.00%
	2,807,457,747.33	144,258,181.95	--

--	--	--	--

1	1	46,560,244.30
1	2	18,838,766.59
2	3	11,442,389.22
3		67,416,781.84
3	4	12,498,521.90
4	5	4,550,571.24
5		50,367,688.70
		144,258,181.95

7

1

1	289,089,642.15	71.60%	233,903,141.04	74.44%
1 2	71,645,613.70	17.75%	53,323,892.57	16.97%
2 3	42,997,632.61	10.65%	26,970,905.12	8.59%
	403,732,888.46	--	314,197,938.73	--

1

2

单位	金额	占预付款项总额比例 (%)
第一名	21,071,470.71	21.07%
第二名	20,199,108.92	20.20%
4.85% 第三名	19,599,291.17	19.60%
2.69% 第四名	10,856,940.08	10.86%
2.53% 第五名	10,231,362.83	10.23%

8

	1,257,796.53	3,974,167.71
	318,364,515.96	405,842,872.92
	319,622,312.49	409,817,040.63

1

1

	1,257,796.53	3,974,167.71
	1,257,796.53	3,974,167.71

2

--	--	--	--	--

3

2

1

()		
-----	--	--

2

1

()				
-----	--	--	--	--

3

3

1

	273,344,131.43	377,507,526.68
	17,784,962.09	19,570,456.95
	24,723,329.02	9,413,266.89
	15,158,368.97	9,009,255.35
	13,265,863.47	17,315,395.37
	344,276,654.98	432,815,901.24

2

	12	()	()	
2019 1 1				

--	--	--	--	--

1	1	6,038,065.25
1	2	767,800.77
2	3	458,228.10
3		18,648,044.90
3	4	4,669,572.67
4	5	3,652,901.44
5		10,325,570.79
		25,912,139.02

3

	26,973,028.32		1,060,886.56	25,912,139.02
	26,973,028.32		1,060,886.56	25,912,139.02

--	--	--

4

--	--

--	--	--	--	--	--

5

		65,095,159.36		18.91%	1,301,903.19
		56,392,160.39		16.38%	1,127,843.21
		40,248,178.64		11.69%	804,963.57
		28,186,270.00		8.19%	563,725.40
		2,816,420.73	3-5	0.82%	2,516,420.73
	--	192,738,189.12	--		6,314,856.10

6

--	--	--	--

	75,852,743.95	4,085,457.53		4,662,637.91	4,047,100.11	71,228,463.46
	15,960,295.11	6,885,219.51		730,196.16		22,115,318.46
	91,813,039.06					

12

	364,278,892.88	350,827,680.42
	0.00	
	364,278,892.88	350,827,680.42

/

16

1

	760,159,999. 10	0.00	760,159,999. 10	586,454,329. 14		586,454,329. 14	
	324,569,203. 78	0.00	324,569,203. 78	316,324,365. 37		316,324,365. 37	8%-10%
		0.00					
		0.00					
	18,984,331.0 0	0.00	18,984,331.0 0	18,984,331.0 0		18,984,331.0 0	
	779,144,330. 10		779,144,330. 10	605,438,660. 14		605,438,660. 14	--



	()									()	
	6,378,197.94									6,378,197.94	
	6,378,197.94	0.00	0.00	0.00	0.00	0.00	0.00	0.00	0.00	6,378,197.94	
	14,885,639.34			-246,522.75						14,639,116.59	
	21,882,737.09			-832,110.84						21,050,626.25	

18

	540,378.92	515,394.06
	540,378.92	515,394.06

--	--	--	--

1	21,850.60	12,271,991.49	1,058,870.84	466,302.48	21,452.20	13,819,015.41
4.	201,475,586.41	400,195,848.78	35,983,401.47	40,091,832.40	275,744,540.77	953,491,209.83
1.			41,709.40			41,709.40
2.						
1						
3.						
1						
4.			41,709.40			41,709.40
1.	986,434,279.28	303,191,041.80	29,092,714.80	18,431,672.55	2,767,567,882. 31	4,104,717,590. 74
2.	996,865,240.17	265,836,115.74	26,657,809.86	16,644,251.14	2,954,801,648. 78	4,260,805,065. 69

2

--	--	--	--	--	--

3

	180,794.36	26,200.30		154,594.06

4

--	--

	1,755,277,490.03
	43,785,073.98
	6,515,033.96

5

	9,095,865.87	

6

--	--	--

22

	316,942,268.70	182,360,465.50
	316,942,268.70	182,360,465.50

1

	316,942,268.70		316,942,268.70	182,360,465.50		182,360,465.50
--	----------------	--	----------------	----------------	--	----------------

2

		302,203.77	16,254,622.62			16,556,826.39						
		47,116,167.04	36,199,920.43	10,739,991.16		72,576,096.31						
		5,949,940.36	11,842,492.54			17,792,432.90						
		128,992,154.33	81,024,758.77			210,016,913.10						
		182,360,465.50	145,321,794.36	10,739,991.16	0.00	316,942,268.70	--	--				--

3

--	--	--	--	--	--	--	--	--	--	--	--	--

4

23

1

2

24

25

--	--	--

26

1

1.	454,658,624.65	60,691,698.09	1,336,756.50	27,872,014.13	544,559,093.37
2.	103,392,911.75	57,837.46		1,037,398.37	104,488,147.58
1	103,407,888.00	57,837.46			

4	-14,976.25			-73,516.86	-88,493.11
3.					
1					
4.	558,051,536.40	60,749,535.55	1,336,756.50	28,909,412.50	649,047,240.95
1.	59,301,527.44	41,955,608.37	1,336,756.50	16,196,757.26	118,790,649.57
2.	5,212,077.77	1,865,039.11	1,336,756.50	1,081,514.06	8,158,630.94
1	5,212,077.77	1,865,039.11		1,081,514.06	8,158,630.94
3.					
1					
4.	64,513,605.21	43,820,647.48	1,336,756.50	17,278,271.32	126,949,280.51
1.					
2.					
1					
3.					
1					
4.					
1.	493,537,931.19	16,928,888.07		11,631,141.18	522,097,960.44
2.	395,357,097.21	18,736,089.72		11,675,256.87	425,768,443.80

2

--	--	--

265,277,784.53

27

	39,656,872	41,336,116						80,992,989
	.65	.85						.50
	39,656,872	41,336,116						80,992,989
	.65	.85						.50

28

1

	2,532,675.23					2,532,675.23
	3,294,458.27					3,294,458.27
Avmax	65,102,928.38					65,102,928.38

2

	2,532,675.23					2,532,675.23
	3,294,458.27					3,294,458.27
	5,827,133.50	0.00	0.00	0.00	0.00	5,827,133.50

29

	479,202.71		435,855.78		43,346.93
U8	14,667.00		7,998.00		6,669.00
	32,726,768.80	3,031,305.13	6,369,368.59	28,745.47	29,359,959.87
	6,903.90		2,589.00		4,314.90
	2,311,000.19	62,499.08	884,265.23		1,489,234.04
	35,538,542.60	3,093,804.21	7,700,076.60	28,745.47	30,903,524.74

30

/

1

	340,942,907.64	54,478,078.94	341,527,561.50	51,028,717.82
	1,206,569.60	180,985.43	3,439,075.16	515,861.27
	117,408,353.23	28,241,499.78	95,495,101.93	24,231,190.50
	5,827,133.50	874,070.03	5,827,133.50	874,070.02
	13,287,954.86	3,587,747.81	19,482,933.84	5,260,392.16
	49,317,385.26	13,315,694.02	126,360,173.43	14,995,108.92

			116,254.23	33,195.30
	527,990,304.09	100,678,076.01	592,248,233.59	96,938,535.99

2

	1,108,126,251.38	294,894,026.72	1,018,280,100.56	274,935,627.14
	2,727,397.18	736,397.24	3,788,183.20	1,022,809.45
	181,872,927.36	49,105,690.39	348,086,637.39	52,212,995.61
	75,851,096.27	20,479,795.99	71,762,213.48	9,687,898.82
	1,368,577,672.19	365,215,910.34	1,441,917,134.63	337,859,331.02

3

	100,678,076.01			

2020	47,219,037.94	47,219,037.94	
2021	56,284,177.21	56,284,177.21	
2022	118,290,528.80	118,290,528.80	
2023	87,933,338.28	87,933,338.28	
	326,594,825.54	340,900,184.69	--

31

Dentons Canada LLP		22,798,800.00
		49,420,000.00
	473,657.05	780,882.61
	473,657.05	72,999,682.61

32

1

	100,000,000.00	200,000,000.00
	560,000,000.00	500,000,000.00
	138,000,000.00	138,000,000.00
	1,272,649,300.00	1,111,365,489.59
	2,070,649,300.00	1,949,365,489.59

2

--	--	--	--	--

33

34

--	--	--

35

	760,362,190.49	803,558,429.33
	1,233,982,499.00	503,010,127.36
	1,994,344,689.49	1,306,568,556.69

36

1

	1,082,760,746.95	1,166,583,253.84
	116,380,239.85	77,044,542.39
	1,199,140,986.80	1,243,627,796.23

2

1

	6,984,352.72	
	2,947,454.23	

	2,932,960.62	
	2,270,275.88	
	1,921,717.41	
	17,056,760.86	--

37

1

	352,156,713.72	283,939,638.32

39

1

	62,170,630.69	328,279,564.80	361,701,561.15	28,748,634.34
-	99,592.66	17,780,228.08	17,849,161.13	30,659.61
		209,400.00	209,400.00	0.00
	62,270,223.35	346,269,192.88	379,760,122.28	28,779,293.95

2

--	--	--	--

40

	14,445,057.75	35,760,448.00
	57,113,878.36	29,558,207.83
	1,278,175.20	1,384,665.77
	1,956,910.07	1,957,342.44
	2,301,646.76	2,347,665.95
	1,334,087.04	1,751,720.79
	201,742.81	201,742.91
	235,970.78	33,332.00
	2,929,624.64	67,597.91
	81,797,093.41	73,062,723.60

41

	6,037,178.05	13,676,065.84
	220,071,453.25	371,438,686.84
	226,108,631.30	385,114,752.68

1

	6,037,178.05	3,676,065.84
	6,037,178.05	13,676,065.84

--	--	--

2

--	--	--

1

3

1

	35,706,365.42	25,124,856.96
	4,098,593.87	26,099,897.80
	171,306,239.33	311,907,972.27
	8,960,254.63	8,305,959.81
	220,071,453.25	371,438,686.84

2

1

--	--	--

42

--	--	--

43

	1,038,087,436.47	878,520,619.43
	106,339,158.92	106,161,274.74
	1,144,426,595.39	984,681,894.17

44

--	--	--

--	--	--	--	--	--	--	--	--	--	--	--

45

1

	1,887,873,381.99	1,960,398,889.25
	715,791,541.07	417,251,579.27
	2,603,664,923.06	2,377,650,468.52

46

1

--	--	--

2

	--	--	--								

3

4

47

--	--	--

48

	171,924,681.55	103,112,360.98
	171,924,681.55	103,112,360.98

1

	171,924,681.55	103,112,360.98

2

--	--	--	--	--	--

49

1

--	--	--

2

--	--	--

--	--	--

--	--	--

50

--	--	--	--

51

	61,886,810.12		3,356,286.66	58,530,523.46	
	61,886,810.12		3,356,286.66	58,530,523.46	--

--	--	--	--	--	--	--	--	--

								/
	24,353,004 .23			602,092.26			23,750,911 .97	
	30,955,333 .65			1,078,499. 96			29,876,833 .69	
	1,297,222. 24			619,444.44			677,777.80	
	5,281,250. 00			1,056,250. 00			4,225,000. 00	
	61,886,810 .12			3,356,286. 66			58,530,523 .46	

52

	3,450,109.44	3,626,714.94
	156,965,822.12	177,645,377.78
		94,553.82
	160,415,931.56	181,366,646.54

53

		+ -					
	1,056,068,46 5.00				32,040,000.0 0	32,040,000.0 0	1,088,108,46 5.00

54

1

2

55

	2,345,679,045.89	63,118,800.00	142,328,427.79	2,266,469,418.10
	11,158,252.34	22,420,863.64		33,579,115.98
	2,356,837,298.23	85,539,663.64	142,328,427.79	2,300,048,534.08

56

--	--	--	--	--

57

	23,270,513.71	33,092,359.70				33,092,359.70		56,362,873.4

								1
	23,270,513.71	33,092,359.70				33,092,359.70		56,362,873.41
	23,270,513.71	33,092,359.70				33,092,359.70		56,362,873.41

58

	26,537,870.65	4,704,754.93	2,379,236.71	28,863,388.87
	26,537,870.65	4,704,754.93	2,379,236.71	28,863,388.87

59

	162,585,555.01		162,585,555.01
	162,585,555.01		162,585,555.01

60

	993,126,185.23	653,254,708.12
	993,126,185.23	653,254,708.12
	316,154,728.93	429,274,878.06
		162,585,555.01
	108,810,846.50	52,803,423.25
		7,209,093.03
	1,200,470,067.66	993,126,185.23

1)

2)

3)

4)

5)

61

	3,578,538,843.18	2,494,501,191.99	2,703,061,216.28	1,796,216,114.91
	50,840,265.24	35,114,522.97	20,091,116.32	12,299,387.05
	3,629,379,108.42	2,529,615,714.96	2,723,152,332.60	1,808,515,501.96

62

	7,251,792.49	5,683,746.21
	7,409,321.65	5,617,479.58
	4,196,643.56	3,856,541.01
	3,138,064.06	2,869,054.37
	2,312.88	
	4,001,201.49	435,906.61
	394,897.81	464,414.14
	26,394,233.94	18,927,141.92

63

	53,392,802.86	40,580,801.07
	88,623,233.02	17,725,370.39
	13,583,309.97	2,179,208.88
	38,137,658.78	25,039,236.36

	17,292,317.24	13,153,553.83
	32,864,205.90	20,199,296.20
	243,893,527.77	118,877,466.73

64

	85,187,515.63	67,361,493.17
	76,640,444.63	62,179,664.06
	7,199,945.96	6,288,144.90
	4,654,441.00	3,694,322.70
	67,536,223.78	32,861,550.13
	241,218,571.00	172,385,174.96

65

	25,761,204.35	16,183,629.81
	4,575,332.52	3,861,386.99
	51,609,955.16	21,196,856.46
	81,946,492.03	41,241,873.26

66

	127,738,921.49	95,111,560.70
	75,736,817.13	56,051,531.44
	7,192,924.17	27,436,102.12
	5,335,664.79	7,854,703.30
	7,703,753.42	
	72,234,446.74	74,350,834.68

67

	3,356,286.66	3,972,053.33
	3,356,286.66	3,972,053.33

68

	-2,867,503.79	3,522,467.20
	-2,867,503.79	3,522,467.20

69

--	--	--

70

--	--	--

71

	1,033,966.61	-1,772,754.64
	-52,084,573.25	-45,477,096.16
	-51,050,606.64	-47,249,850.80

72

	-6,308,039.13	-39,867,265.05
	-6,308,039.13	-39,867,265.05

73

		926,962.28
	-358,825.42	3,066,457.96
	-358,825.42	3,993,420.24

74

	7,285,210.00	5,730,000.00	
	1,002,602.73	633,405.45	
	8,287,812.73	6,363,405.45	

								/
2017							1,150,000.00	

						300,000.00	430,000.00	
							4,000,000.00	
2018						245,200.00		
						1,149,000.00		
						3,471,510.00		
						1,783,000.00		
2018						18,000.00		
						318,500.00	150,000.00	
						7,285,210.00	5,730,000.00	

75

	280,000.00	1,250,547.54	
	93,299.63	199,194.61	
	1,052,578.89	1,843,730.46	
	1,425,878.52	3,293,472.61	

76

1

	43,153,614.42	77,666,333.18
	19,441,861.77	22,323,105.65
	62,595,476.19	99,989,438.83

2

		383,709,367.87
		62,595,476.19

77

78

1

	7,335,210.00	6,430,500.00
	9,200,391.97	14,794,096.27
	318,518,190.45	58,439,396.13
	335,053,792.42	79,663,992.40

2

	13,583,309.97	634,020.80
	7,718,006.68	10,344,610.47
	21,946,758.24	11,950,975.42
	7,228,113.05	3,302,409.48
	3,673,522.18	2,922,716.47

	16,433,774.73	13,571,658.32
	35,563,568.25	18,938,689.30
	10,139,019.74	2,915,274.39
	94,671,449.90	190,824,383.90

	344,757,935.94	83,912,024.44
--	----------------	---------------

79

1

	--	--
1	321,113,891.68	316,305,658.02
	57,358,645.77	87,117,115.85
	119,274,758.81	94,598,823.64
	8,158,630.94	7,692,381.91
	7,700,076.60	4,943,022.73
	358,825.42	-3,993,420.24
	93,299.63	199,194.61
	68,315,825.48	74,350,834.68
	2,867,503.79	-3,522,467.20
	-3,739,540.02	16,187,234.01
	27,356,579.32	1,058,648.06
	-115,876,191.84	-112,263,861.10
	-326,771,100.21	-633,327,653.96
	-73,082,318.33	417,697,619.02

	245,401,938.95	-59,792,470.26
--	----------------	----------------

2

	--
	--
	--

3

	--
	--
	--

4

	1,093,581,434.22	848,179,495.27
	83,915.31	228,568.23
	867,481,178.23	677,703,913.51
	199,449,861.00	170,247,013.53
	1,093,581,434.22	848,179,495.27

80

81

--	--	--

	816,522,687.94	
	2,387,331,015.75	
	265,277,784.53	
	3,469,131,488.22	--

82

1

	--	--	
	12,743,777.37	6.8747	87,609,646.29
	714,755.91	7.8170	5,587,246.95
	133,171.09	0.8797	117,145.28
	623.40	5.2355	3,263.83
	8,139,155.00	0.0638	519,408.32
	278,602.33	9.7500	2,716,361.32
	--	--	
	77,660,363.88	6.8747	533,891,703.62
	17,246,677.40	7.8170	134,817,277.25
	256,758.52	0.8797	225,860.20
	219,452.12	5.0805	1,114,926.50
	571,000.00	1.6593	947,466.01
	--	--	
	213,135,978.70	6.8747	1,465,245,912.77
	21,400,000.00	5.2355	112,040,245.81

2

2

--	--

3

4

5

6

2

1

--	--	--	--	--	--	--	--	--

2

--	--

3

3

4

5

6

1

1

				80.00%		
				91.96%		
				86.09%		
				99.92%	0.08%	
				51.00%		
				100.00%		
()					100.00%	
()				100.00%		
					100.00%	
					100.00%	
					100.00%	
					100.00%	
					99.99%	
				100.00%		
				51.00%		
				100.00%		
Avmax				100.00%		
				100.00%		

				100.00%		
				100.00%		
				70.00%		
					100.00%	

		4,959,162.75		59,301,818.96
--	--	--------------	--	---------------

3

	46,372	1,440,	47,813	44,352		44,352	18,798	966,37	19,764	16,484		16,484
	,698.4	406.46	,104.9	,240.8		,240.8	,342.5	1.41	,713.9	,793.4		,793.4
	7		3	7		7	5		6	8		8

	109,05	106,37	215,42	123,94		123,94	144,43	80,434	224,87	144,86		144,86
	3,045.	3,547.	6,592.	2,452.		2,452.	7,169.	,494.8	1,663.	5,207.		5,207.
	49	07	56	96		96	09	6	95	28		28

	26,892,669	-137,116.3	-137,116.3	-3,462,799.	19,799,523	266,930.09	266,930.09	-5,584,926.
	.13	7	7	97	.44			79
	21,762,609	4,290,620.	4,290,620.	958,831.71	16,038,795	584,491.22	584,491.22	-1,092,139.
	.70	68	68		.76			60
	63,329,180	13,005,935	13,005,935	2,514,072.	31,760,000	-44,093,58	-44,093,58	2,624,067.
	.97	.69	.69	34	.17	5.42	5.42	23
	0.00	-34,126.82	-34,126.82	-34,188.54		-14,454.91	-14,454.91	-13,106.59
	21,052,972	-1,646,315.	-1,646,315.	-6,900,097.	9,729,420.	82,744.41	82,744.41	-4,763,534.
	.21	17	17	69	90			97
	64,307,154	11,477,682	11,477,682.	-28,950,63	30,537,312	4,476,849.	4,476,849.	24,342,952
	.16	.93	93	7.95	.50	11	11	.74

4

5

20%

20%

2

	/	/
	5,995,634.74	5,955,442.50
	5,995,634.74	5,955,442.50
	6,725,507.88	7,199,084.90
	12,721,142.62	13,154,527.40
	142,772.33	119,235.25
	142,772.33	119,235.25
	12,578,370.29	13,035,292.15
	6,289,185.15	6,517,646.08
	6,289,185.15	6,517,646.08

3

	/		/	
	93,229,416.52	18,113,449.99	84,358,215.03	17,736,542.68
	79,398,999.47	28,949,337.74	65,394,154.98	29,902,551.92
	172,628,415.99	47,062,787.73	149,752,370.01	47,639,094.60
	7,978,102.16	20,520,145.08	9,675,440.09	20,480,145.08
	2,169,095.58		2,320,000.00	
	10,147,197.74	20,520,145.08	11,995,440.09	20,480,145.08
			-256,603.78	

	24,230,824.08	10,617,057.06	21,882,737.09	14,885,639.34
	8,852,230.74		13,932,355.52	
	-5,579,768.27	-99,187.74	5,129,999.29	-1,345,419.84
	-5,579,768.27	-99,187.74	5,129,999.29	-1,345,419.84

4

	/	/
	--	--
	--	--
	--	--
	6,879,720.97	27,705,733.72
	--	--
--	-1,197,774.21	-874,143.85
--	-1,197,774.21	-874,143.85

5

6

--	--	--	--

7

8

4

				/

5

6

1

	--	--	--	--
	--	--	--	--

2

3

4

5

6

7

8

9

1

	30	488	65000	19.83%	27.59%

2

3

--	--

4

John Binder	Avmax
Cam Binder	John Binder
Avmax Holdings Inc.	Avmax
AAP Holdings Inc. AAP	Avmax Holdings Inc. 100%
Airdrie Air Park Ltd. Airdire	AAP Holdings Inc. 100%

Regional 1 Airlines Ltd. R1		3,030,495.87			3,504,249.73
Avmax Spares USA Inc.		3,012,471.80			755,561.69
Avmax Montana Inc.		29,473,339.69			1,593,565.44

/

Air Georgian Limited			10,782,318.88	9,340,872.33
Regional 1 Airlines Ltd. R1			7,088,578.87	16,140,928.35
Avmax Spares USA Inc.			308,574.59	594,369.77
Avmax Montana Inc.			11,686,886.59	3,432,384.68
			38,672.57	5,175.18
			984,964.63	
			45,177.27	

2

/

/

/

/	/	/	/	/	/	/
---	---	---	---	---	---	---

/

/

/	/	/	/	/	/	/
---	---	---	---	---	---	---

/

3

Air Georgian Limited		23,495,639.41	9,478,777.50
Regional 1 Airlines Ltd. REGIONAL 1		3,119,743.77	5,275,336.70

--	--	--	--

4

--	--	--	--	--

--	--	--	--	--

5

6

--	--	--	--

7

	3,856,650.00	2,761,819.89

8

6

1

	Air Georgian Ltd.			26,050,475.01	
	Avmax USA Holdings Inc.	40,248,178.64			
		43,700.00	874.00	21,900.00	
		2,592,428.81	51,848.58	778,212.69	
		20,000.00	400.00		
	Avmax USA Holdings Inc.			38,119,534.10	762,390.68
	1940010 Alberta Ltd.	28,186,270.00	563,725.40	28,139,120.00	562,782.40
	Avmax Spares USA Inc.	65,095,159.36	1,301,903.19	66,499,778.36	1,329,995.57
	Regional 1 Airlines Ltd.	87,405,472.58	1,748,109.45	87,259,260.68	1,745,185.21
	Foothills Aircraft			172,285.13	3,445.70
	High Noon Holding Inc.			5,940,040.44	118,800.81
	Avmax Montana Inc.			8,736,485.80	174,729.72
	BAP	861,344.91	17,226.90	9,978,730.29	199,574.61
	Avmax Aircraft	5,096,015.74	101,920.31	7,103,517.14	142,070.34

	Leasing Africa Inc.				
	Air Georgian Ltd.	6,029,943.74	120,598.87	21,010,780.24	420,215.60
	John Binder	70,238.81	1,404.78	9,689,447.37	193,788.95
	MCS Aero Carga			6,498,051.82	129,961.04
	1956857 Alberta Ltd.			56,292,916.95	1,125,858.34
	AAP Holding Inc.			187,698.98	3,753.98
		2,200.00	44.00		

2

	Avmax Holdings Inc.	90,281,805.26	236,594,364.79
	Cam Binder	18,149.21	693,360.41
		50,000.00	50,000.00
		11,996,669.97	20,031,503.01

7

8

1

	32,040,000.00
	0.00
	0.00

2

	85,539,663.64
	22,420,863.64

3

4

5

1

2

1

2

3

1

--	--	--	--

2

3

4

1

1

--	--	--	--

2

--	--	--

2

3

1

2

4

5

--	--	--	--	--	--	--

6

1

2

	2,799,041,432.41	677,435,071.60	102,062,339.17		3,578,538,843.18
	2,028,549,107.75	381,159,138.29	84,792,945.95		2,494,501,191.99
	42,346,452.91	7,152,979.76	1,551,173.97		51,050,606.64
	2,222,581.60	4,085,457.53			6,308,039.13
	216,712,046.11	156,269,011.47	10,728,310.29		383,709,367.87
	27,417,114.20	32,496,284.42	2,682,077.57		62,595,476.19
	193,866,770.31	119,200,888.65	8,046,232.72		321,113,891.68
	9,524,698,646.06	5,517,888,340.13	310,308,990.83		15,352,895,977.02
	6,794,635,264.96	3,358,915,062.22	303,604,946.85		10,457,155,274.03

3

4

7

8

1

1

	322,69 7,620.8 8	10.38 %	162,01 9,268.2 1	50.21 %	160,67 8,352.6 7	306,47 8,765.4 9	11.23%	140,31 8,446.0 0	45.78%	166,160, 319.49
	85,900, 284.10	2.76%	49,253, 751.95	57.34 %	36,646, 532.15	85,706, 986.52	3.14%	47,979, 294.30	55.98%	37,727.6 92.22
	236,79 7,336.7 8	7.62%	112,76 5,516.2 6	47.62 %	124,03 1,820.5 2	220,77 1,778.9 7	8.09%	92,339, 151.70	41.83%	128,432, 627.27
	2,786,7 51,092. 01	89.62 %	98,147, 116.26	0.04%	2,688,6 03,975. 75	2,423,7 80,009. 26	88.77%	101,29 6,277.9 2	4.18%	2,322,48 3,731.34

	43,796,640.63	14,532,965.32	33.18%	
	21,679,293.59	14,296,436.75	65.95%	
	20,424,349.88	20,424,349.88	100.00%	
	236,797,336.78	112,765,516.26	47.62%	
	322,697,620.88	162,019,268.21	--	--

1	2,420,232,413.96	48,404,648.37	2.00%	
1 2	269,051,801.04	16,143,108.06	6.00%	
2 3	69,642,650.48	10,446,397.57	15.00%	
3	27,824,226.53	23,152,962.26	83.21%	
3 4	5,954,652.62	2,381,861.05	40.00%	
4 5	3,661,575.67	2,563,102.97	70.00%	
5	18,207,998.24	18,207,998.24	100.00%	
	2,786,751,092.01	98,147,116.26	--	

1	1			48,404,648.37

1	2	16,143,108.06
2	3	10,446,397.57
3		23,152,962.26
3	4	2,381,861.05
4	5	2,563,102.97
5		18,207,998.24
		98,147,116.26

2

--	--	--	--	--	--

--	--	--

3

--	--

--	--	--	--	--	--

4

单位名称	余额	坏账准备	占应收账款比例
第一名	204,781,125.53	4,095,622.51	6.59%
第二名	189,968,768.39	4,919,812.49	6.11%
第三名	134,974,791.42	2,862,750.80	4.34%
第四名	85,798,968.74	1,715,979.37	2.76%
第五名	76,772,673.86	1,806,839.15	2.47%
合计	692,296,327.94	15,401,004.32	2.22%

5

6

2

	1,257,796.53	3,974,167.71
	410,029,663.30	411,129,304.71
	411,287,459.83	415,103,472.42

1

1

	1,257,796.53	3,974,167.71
	1,257,796.53	3,974,167.71

2

--	--	--	--	--

3

2

1

()		
-----	--	--

2

1

()				
-----	--	--	--	--

3

3

1

	387,547,752.93	393,959,684.84
	10,000,130.60	10,725,782.46
	10,036,420.14	3,600,081.13
	14,238,407.89	8,883,203.12
	20,760.00	5,369,713.40
	421,843,471.56	422,538,464.95

2

	12	()	()	
2019 1 1				

1 1	513,010.31
1 2	214,334.39
2 3	177,959.30
3	10,908,504.26
3 4	1,286,539.39
4 5	3,290,141.98
5	6,331,822.89
	11,813,808.26

3

--	--	--

4

--	--

--	--	--	--	--	--

5

		251,841,932.44	1-3	59.70%	
		114,342,937.00	1-3	27.11%	
		2,888,437.13	1	0.68%	
		2,816,420.73	3-5	0.67%	2,516,420.73
		2,426,328.45	1-3	0.58%	117,405.44
	--	374,316,055.75	--	88.73%	2,633,826.17

6


--	--	--	--

	3,017,002,265. 55	5,827,133.50	3,011,175,132. 05	2,599,550,008. 64	5,827,133.50	2,593,722,875. 14
	42,782,007.71		42,782,007.71	44,958,394.80		44,958,394.80
	3,059,784,273. 26	5,827,133.50	3,053,957,139. 76	2,644,508,403. 44	5,827,133.50	2,638,681,269. 94

1

	()					()	
	599,500,000. 00					599,500,000. 00	
	94,700,000.0 0					94,700,000.0 0	
	61,764,800.2 7					61,764,800.2 7	2,532,675.23
	13,974,000.0 0					13,974,000.0 0	
	800,000.00					800,000.00	
	70,000,000.0 0					70,000,000.0 0	
()	14,011,570.0 2					14,011,570.0 2	
	5,485,541.73					5,485,541.73	3,294,458.27
	28,003,800.0 0					28,003,800.0 0	
	3,174,600.00					3,174,600.00	

	18,000,000.0 0					18,000,000.0 0	
	1,205,102.06					1,205,102.06	
AVMAX GROUP INC.	1,636,906,50 2.93	407,922,256. 91				2,044,828,75 9.84	
	43,196,958.1 3					43,196,958.1 3	



|

	3,427,844.27			-871,039.89						2,556,804.38	
	44,958,394.80	0.00	0.00	-2,176,387.09	0.00	0.00	0.00	0.00	0.00	42,782,007.71	
	44,958,394.80									42,782,007.71	

3

4

	2,698,072,960.34	2,039,978,725.84	2,055,142,072.26	1,493,345,513.95
	10,108,702.57	5,876,219.30	11,708,306.70	8,474,839.92
	2,708,181,662.91	2,045,854,945.14	2,066,850,378.96	1,501,820,353.87

5

	-2,176,387.09	961,491.12
	-2,176,387.09	961,491.12

6

1

--	--	--

	-452,125.05	
	10,641,496.66	
	-329,976.16	
	1,620,726.62	
	324,271.81	
	7,914,397.02	--

1

1

2

		/	/
	6.62%	0.2934	0.2934
	6.46%	0.2861	

